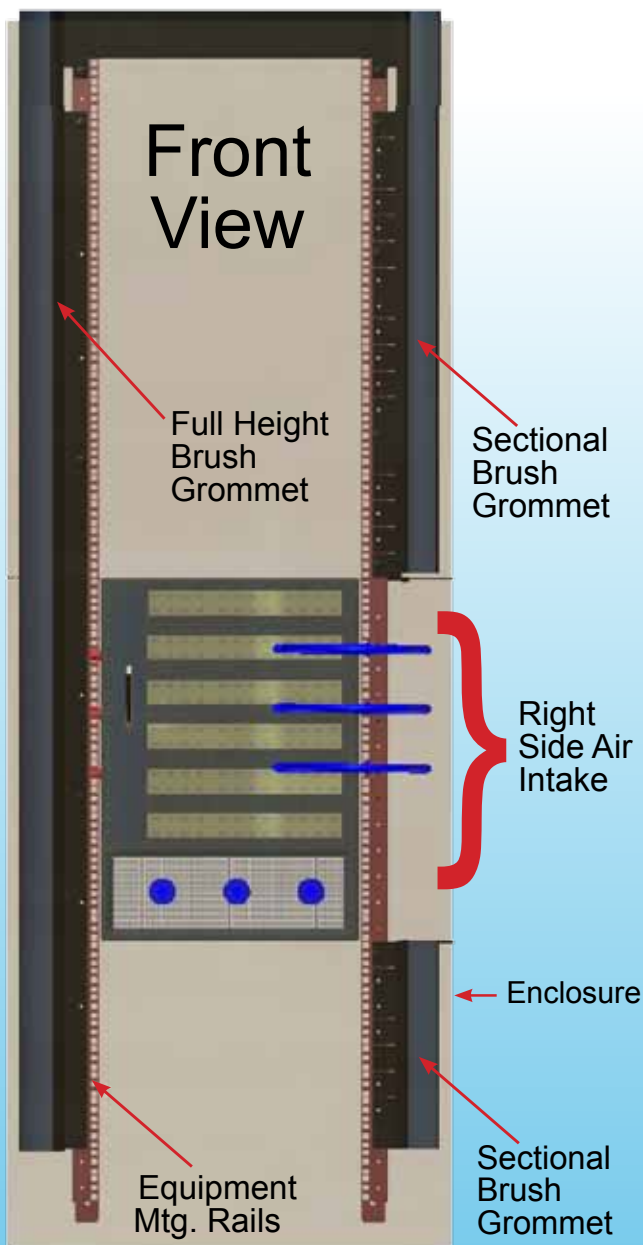




# product spotlight

## SIDE AIRFLOW PLENUM KIT (SAFPL)



Side-to-Side cooled equipment is often found in today's modern data center. This design type poses unique cooling challenges, especially in server cabinets. Most server cabinets are designed around front-to-back airflow in which cool air is taken from the front of the cabinet and the hot exhaust is ejected through the back of the enclosure. Side-to-side airflow requires a cool air intake from right to left. The difference in cooling methodology can be balanced by using the Great Lakes Side Airflow Plenum Kit (SAFPL) which allows you to mount your servers and side-to-side airflow equipment with ease.

### Features:

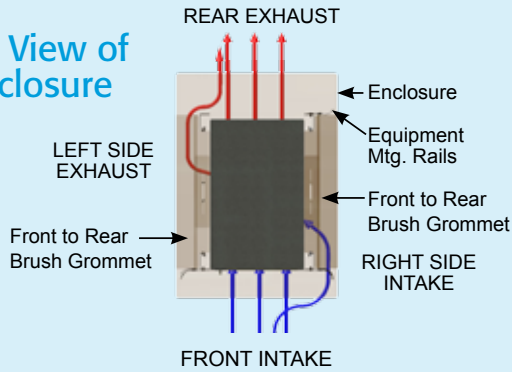
- Directs air from the cold aisle to the intake side of the equipment
- Directs the exhaust air toward the hot aisle and prevents recirculation
- Versatile installation and configuration
- Does not occupy any RMU's or interfere with any standard cabinet features

### Benefits:

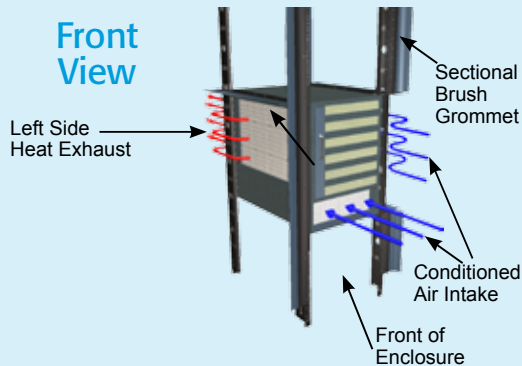
- Use of brush grommet allows "cable-pass through" still maintaining air-dam integrity
- Flexible installation makes installing additional equipment (side-flow) simple and quick
- Fits in "any" data-cabinet

Cisco® Systems is a registered trademark of Cisco Systems, Inc. and/or its affiliates in the U.S. and certain other countries

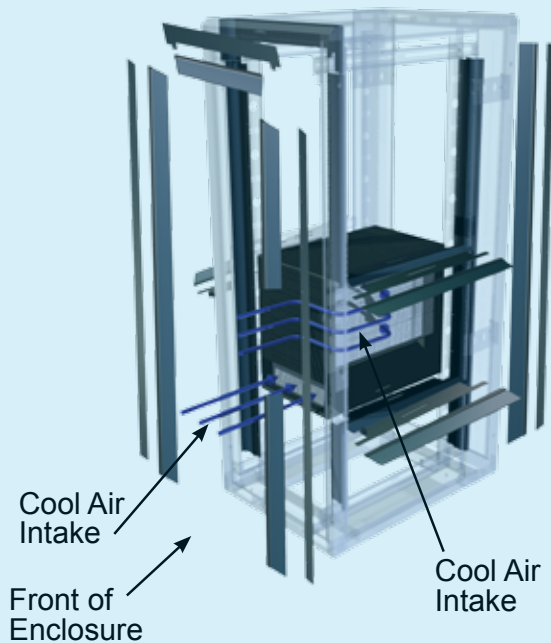
## Top View of Enclosure



## Front View



## Exploded Kit View



## The Problem:

What is the best way to cool Side to Side air flow equipment (like the Cisco® 6500/9500 Series MDS) installed in a cabinet in a Hot Aisle/Cold Aisle Data Center? (Cisco recommends maintenance of a minimum air space of 2.5 inches (6.4 cm) between walls and chassis air vents and a minimum horizontal separation of 6 inches (15.2 cm) between two chassis to prevent overheating. Source: Cisco® 9500 Series Multilayer Director Switch Product Overview)

## The Solution

The Great Lakes' GL840ES-3042 cabinet exceeds the recommended installation requirements of the CISCO® 9500 Director Series. When using two enclosures, networked together with two switches, the total horizontal separation is 12.5" inches, twice the recommended space (CISCO recommends 6"). The GL840ES-3042 has a depth of 4.7" from the rear exhaust of the 9500 MDS (CISCO recommends 2.5"). This increase in overall depth allows for more exhaust air to be dispersed in a networked configuration providing 88% more depth than the CISCO recommendation.

Great Lakes' Side Airflow Plenum Kit (SAFPL) utilizes brush grommet as air-dams along the front left & right rails. One vertical dam installs along the right rear to prevent recirculation of any hot air. Two verticals are installed on the top & bottom of the right side of the equipment, creating an intake channel on the right side to draw air directly from the cold aisle. The left vertical dam seals the left side of the cabinet, directing exhaust air toward the hot aisle, protecting against recirculation.



Brush Grommet

### Kit Includes:

- 2 full-length vertical air-dams with brackets
- 2 sectional vertical air-dams with brackets
- 3 Horizontal air-dams (for air channels)
- Assembly Hardware



**CORPORATE HEADQUARTERS** - P.O. Box 551 • Edinboro, PA 16412

1-866-TRY-GLCC • (1-866-879-4522) • Phone: 814.734.7303 • Fax: 814.734.3907 • [glcc@greatcabinets.com](mailto:glcc@greatcabinets.com)

**WESTERN DISTRIBUTION** - 4750 Joule Street • Reno, NV 89502

Phone: 775.829.9913 • Fax: 775.829.9926

**GREAT LAKES INTERNATIONAL** - Aerbridge House • Unit 14 • Dunshaughlin Business Park • Dunshaughlin Co. Meath • Ireland  
Phone: + 36 30 TRY.GLCC (879.4522) • Fax: + 36 22 880 429