



product spotlight

WALL MOUNT ENCLOSURES



GL24WS-SS shown here
The GL72WS is a made-to-order product with a lead time of 6 weeks.



GL24WM shown here



UL Listed per STD 508, Type 1

Maximum weight capacities at minimal deflection.

Part No.	Description
GL2418WM	24"H x 21.25"W x 18"D, 12 RMU, weight capacity 150 lbs., shipping weight 90 lbs.
GL2418WMS	Same as GL2418WM except solid door
GL24WM	24"H x 21.25"W x 24.50"D, 12 RMU, weight capacity 150 lbs., shipping weight 95 lbs.
GL24WMS	Same as GL24WM except solid door
GL36WM	36"H x 21.25"W x 24.50"D, 19 RMU, weight capacity 250 lbs., shipping weight: 125 lbs.
GL36WMS	Same as GL36WM except solid door
GL48WM	48"H x 21.25"W x 24.50"D, 25 RMU, weight capacity 300 lbs., shipping weight 160 lbs.
GL48WMS	Same as GL48WM except solid door

Part No.	Description
GL24WS-SS	24"H x 24"W x 24"D, 11 RMU, Weight capacity 250 lbs., Solid Front Door & Sides
GL24WS-SV	Same as GL24WS-SS except with Solid Front Door & Vented Sides
GL24WS-PS	Same as GL24WS-SS except with Plexi Front Door & Solid Sides
GL24WS-PV	Same as GL24WS-SS except with Plexi Front Door & Vented Sides
GL36WS-SS	36"H x 24"W x 24"D, 18 RMU, Weight capacity 300 lbs., Solid Front Door & Sides
GL36WS-SV	Same as GL36WS-SS except with Solid Front Door & Vented Sides
GL36WS-PS	Same as GL36WS-SS except with Plexi Front Door & Solid Sides
GL36WS-PV	Same as GL36WS-SS except with Plexi Front Door & Vented Sides
GL48WS-SS	48"H x 24"W x 24"D, 25 RMU, Weight capacity 350 lbs., Solid Front Door & Sides
GL48WS-SV	Same as GL48WS-SS except with Solid Front Door & Vented Sides
GL48WS-PS	Same as GL48WS-SS except with Plexi Front Door & Solid Sides
GL48WS-PV	Same as GL48WS-SS except with Plexi Front Door & Vented Sides

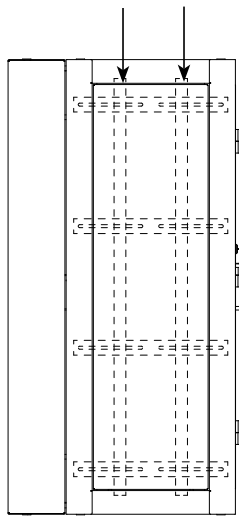
GREAT LAKES CASE & CABINET



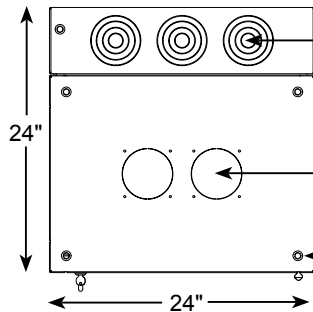
Invest in Solid Engineering

Part No.	H	W	D
GL24WS	24.00"	24.00"	24.00"
GL36WS	36.00"	24.00"	24.00"
GL48WS	48.00"	24.00"	24.00"

Two pair 19" EIA rails provided with each enclosure



Side View

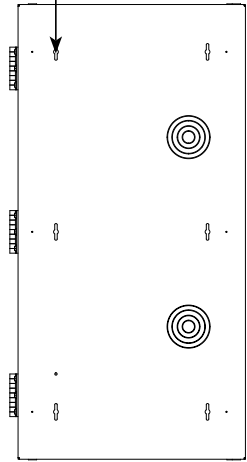
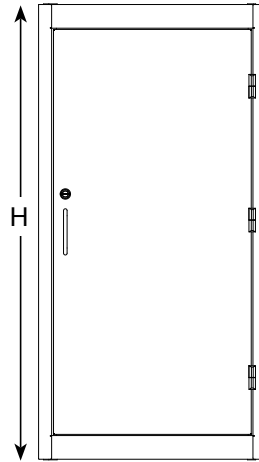
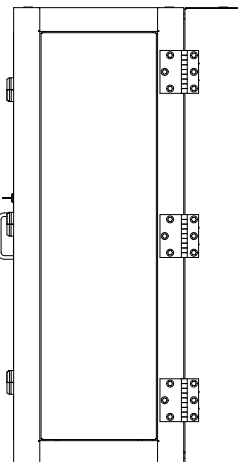


1", 2", 3" and 4" nominal concentric conduit knockouts

Fan assembly provisions

Optional caster mounting holes

Mounting holes for 1/4" hardware, 16.00" centers



CORPORATE HEADQUARTERS

P.O. Box 551
Edinboro, PA 16412
1.866.TRY.GLCC
(1.866.879.4522)
Phone: 814.734.7303
Fax: 814.734.3907
glcc@greatcabinets.com

GREAT LAKES MANUFACTURING, INC.

1521 Enterprise Road
Corry, PA 16407
Phone: 814.734.2436
Fax: 814.665.7025
werackyourworld.com
glm@greatmanufacturing.net

WESTERN DISTRIBUTION

4750 Joule Street
Reno, NV 89502
Phone: 775.829.9913
Fax: 775.829.9926
glcc@greatcabinets.com

GREAT LAKES INTERNATIONAL LTD.

Aerbridge House, Unit 14
Dunshaughlin Business Park
Dunshaughlin Co. Meath
Ireland
Phone: 011 353 1 825 8777
Fax: 011 353 1 825 8778

GREAT LAKES HUNGARY KFT

Zsurló utca 13
8000 Székesfehérvár
Hungary
Phone: 011 36 22 880 420
Fax: 011 36 22 880 429