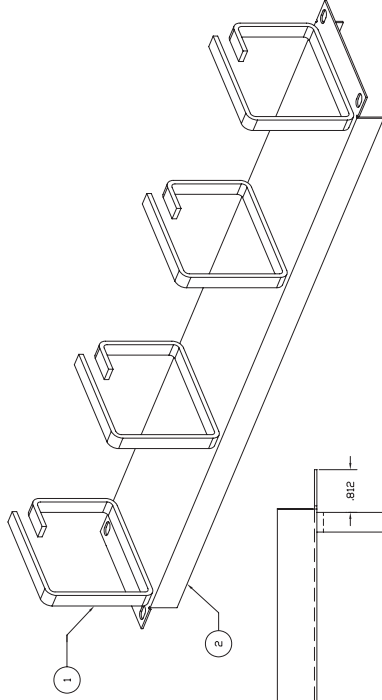
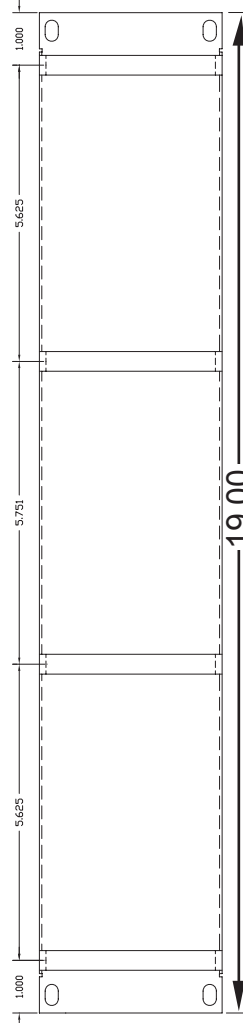
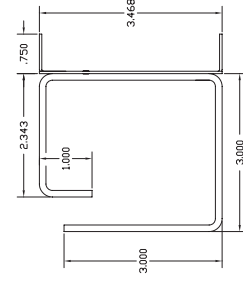



PARTS LIST

ITEM NO.	PART NO.	DRAWING #	SUPPLIED BY:	REV	RECD	DESCRIPTION	REV #	DATE	INITIALS
1		GL000584	MFCR.	1	4	CABLE RING FOR CM04		11-16-00	WR
2		GL000583	MFCR.	1	1	MOUNTING BRACKET FOR CM04		00498	



TYP. 8 PLACES



PART NUMBER: CM04

Use of this document is subject to a confidentiality & nondisclosure agreement w/ Great Lakes Case & Cabinet Co., Inc. (GLCC) & may not be reproduced, disclosed or utilized in whole or in part without prior written authorization from GLCC.

DIMENSIONS IN INCHES
DO NOT SCALE
TOLERANCES ON DIMENSIONS UNLESS OTHERWISE SPECIFIED
DECIMAL .xxx ± .010 .xx ± .015 .x ± .020 ANGULAR ± 1/2°
SCALE: NTS
MATERIAL: .046 CRS
FINISH: PAINT

QTY PER UNIT: 1
DRAWN BY: WR
DWG DATE: 11-16-00
SHEET: 1 OF 1

PART DESCRIPTION:
CABLE MANAGEMENT
CM04 WELDMENT/ASSEMBLY
19" EIA MTG.



Great Lakes Case & Cabinet Co.
P.O. Box 551 / Escondido, PA 16412
PHONE (610) 724-7203 FAX (610) 724-3892 EMAIL: glcc@greatlakes.com

REV 1
DRAWING NO. GL00582