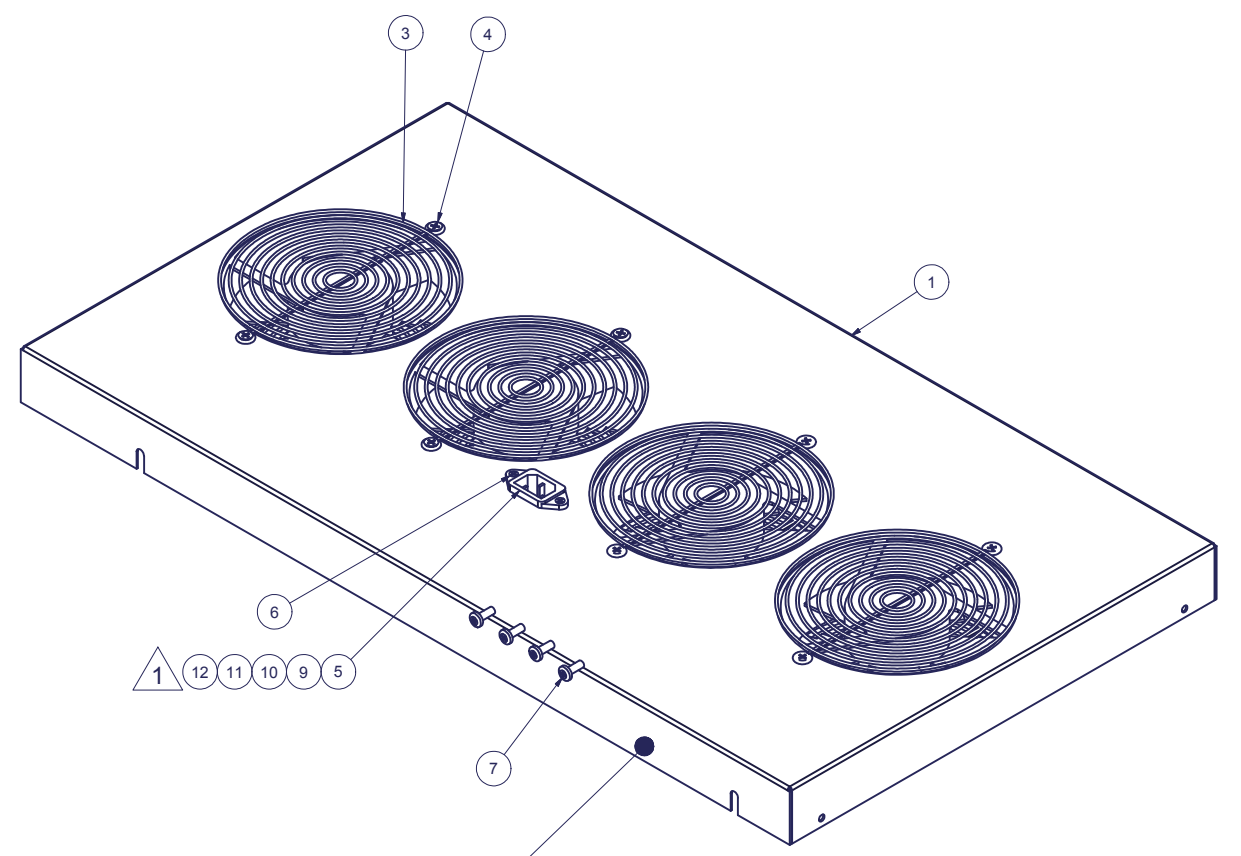
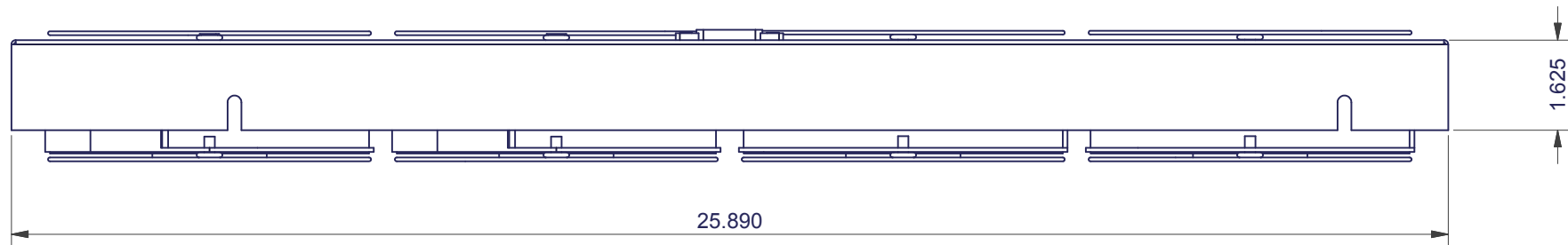
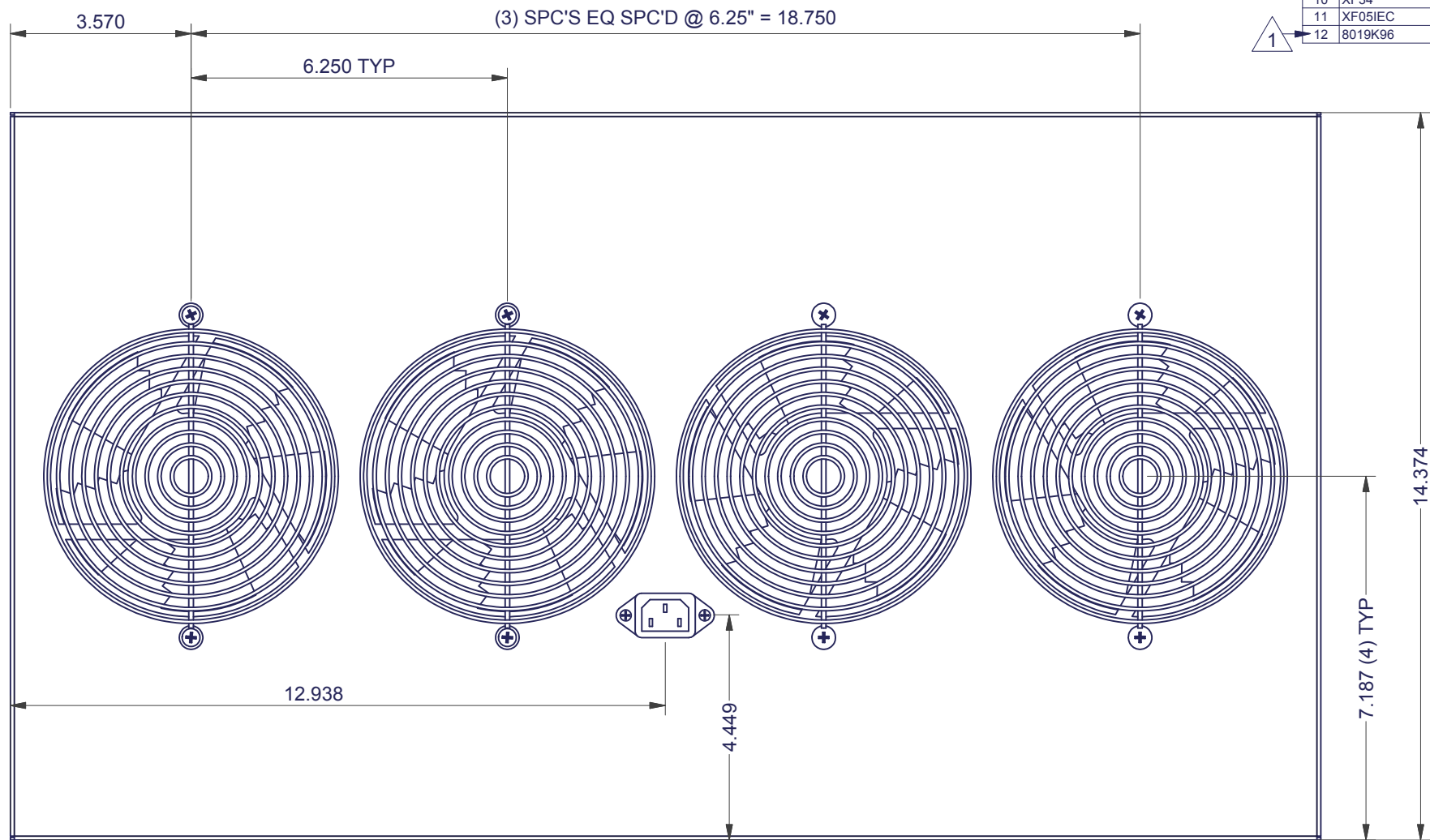


REVISION HISTORY			
REV	DESCRIPTION	DATE	APPROVED
0	ECO-03263	6/24/2011	FED
1	ECO-03307	8/8/2011	FED

**SPECIAL NOTES:**

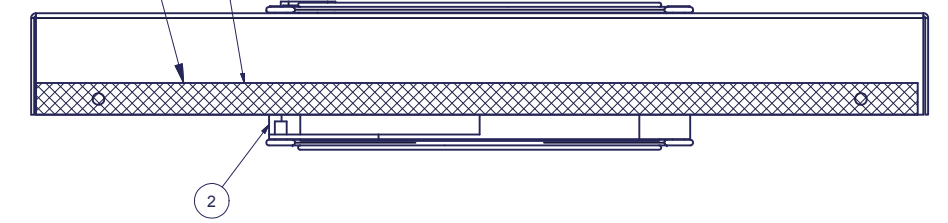
1. ASSEMBLE AS SHOWN.
2. BAG ALL HARDWARE SEPERATLEY.
3. SHIP AS A KIT, ASSEMBLED & w/ HARDWARE.

Bill of Material					FILE NAME	REVISION
ITEM	PART NUMBER	STOCK NUMBER	QTY	DESCRIPTION		
1	ADHFFTES3042X100		1	AIR DIVERTER HIGH FLOW FAN TRAY FOR 30"W x 42"D ES BOTTOM PANEL	I012007.ipt	0
2	OA172SAP-11-1		4	ORION 235 CFM FAN, 110V - KNIGHT ELECTRONICS	OA172SAP-11-1.ipt	
3	G172-10HA		8	FINGER GUARD, 172 SERIES FANS , BLACK	G172-10HA.ipt	
4	H01-069	H01-069	16	SCREW, 10-32x3/8" PH FLAT TYPE 23 BLACK OXIDE/WAX RoHS (SCR1032X375FHBLK23)	H01-069.ipt	
5	07071CW		1	IEC CONNECTOR - ARCO	07071CW.ipt	
6	0404RPF		2	#4-40 x 1/4" TAPTITE PHIL FLAT HD ZN. PL. SCREW	0404RPF.ipt	
7	H01-078	H01-078	4	SCREW, 10-32x1/2" PH PAN TYPE 23 BLACK OXIDE/WAX RoHS (SCR1032X500BLK)	H01-078.ipt	
8	GASKET 0.500 x 0.0625		6	1/16" x 1/2" NEOPRENE GASKET WITH PSA		
9	C45-2DCT		2	POWER HARNESS, 2 FAN ASSEMBLY	(NOT SHOWN)	
10	XF34		2	GROUNDING HARNESS - 2 FAN ASSEMBLY	(NOT SHOWN)	
11	XF05IEC		1	POWER CORD, 6 FEET LONG, IEC CONNECTOR	(NOT SHOWN)	
12	8019K96		3	SINGLE MALE TO DOUBLE MALE PIGGYBACK SPLITTER, McMASTER CARR #8019K96 (OR EQUIVALENT)	(NOT SHOWN)	



8 - PLACE GASKET 0.500"W x 0.0625"THK ON ALL SIDES. DO NOT COVER NOTCHES ON SIDES WITH GASKET. IT SHOULD ONLY BE ALONG BOTTOM MATERIAL EDGE.

SHOWN FOR REFERENCE TYPICAL FOR ALL SIDES

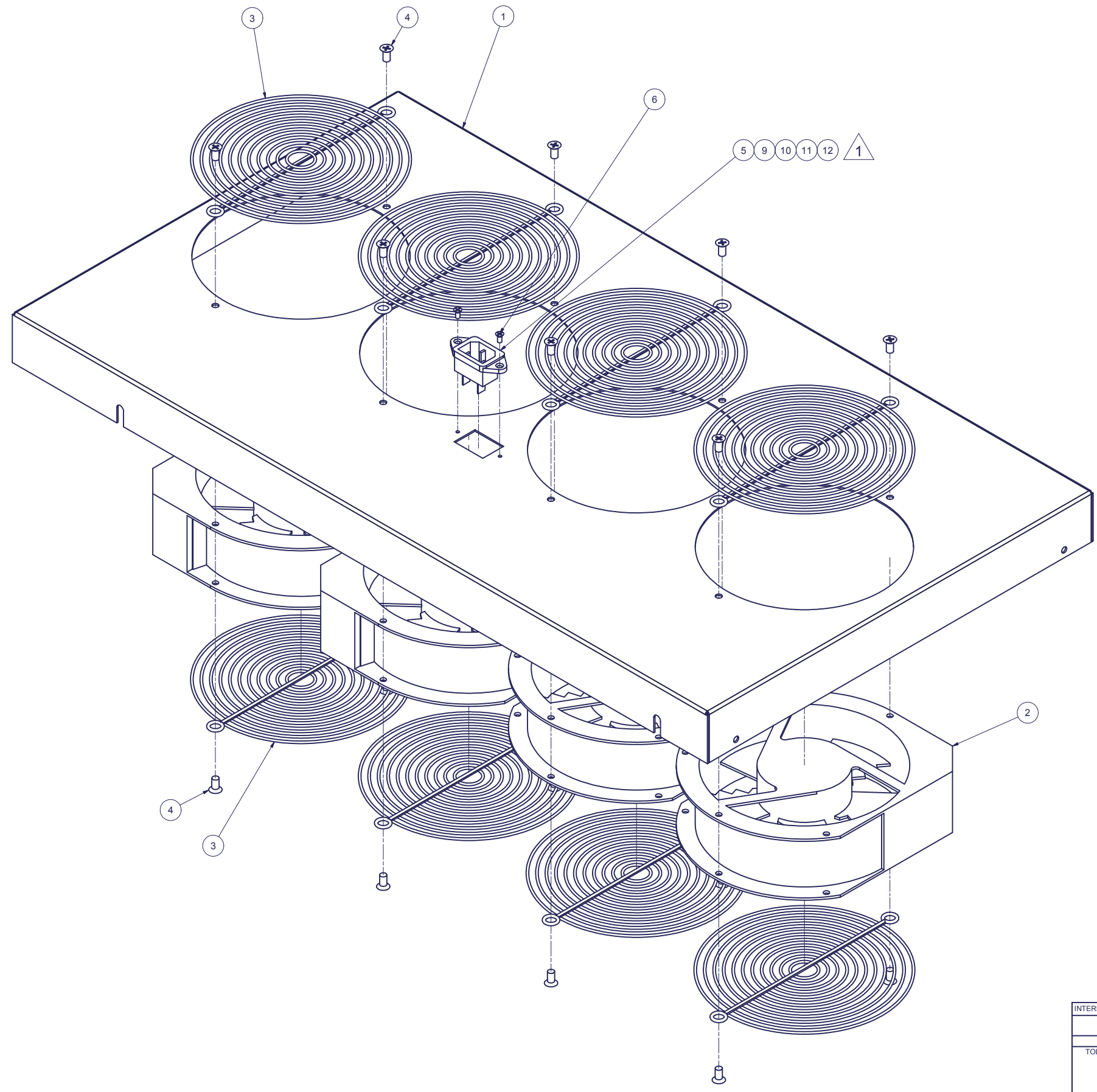


INTERPRET DRAWING PER ASME Y14.5M-1994
DIMENSIONAL LIMITS APPLY AFTER APPLICATION OF FINISH
DRAWING NOT TO SCALE
TOLERANCE UNLESS OTHERWISE NOTED:
ANGULAR +/- .1"
.XXXX +/- .010
.XXX +/- .015
.XX +/- .030
.X FOR REF. ONLY
UNLESS OTHERWISE SPECIFIED ALL DIMENSIONS ARE IN INCHES

**NOTICE:**  
Use of this document is subject to a confidentiality and nondisclosure agreement with Great Lakes Case & Cabinet Co., Inc. (GLCC) and may not be reproduced, disclosed or utilized in whole or in part without prior written authorization from GLCC.

PART NUMBER: ADHFFTES3042X200
QTY PER UNIT: 1
MATERIAL TYPE: CRS
MATERIAL GAUGE: SEE DETAILS
FINISH: POWDERCOATED
DRAWN: DATE: 6/23/2011
FED: DATE: 6/24/2011
CHECKED & APP: WSS

TITLE: AIR DIVERTER HIGH FLOW FAN TRAY FOR 30"W x 42"D 'ES' BOTTOM PANEL - TOP LEVEL ASSEMBLY	DWG NO: I012006	REV: 1	SHEET: 1 OF 2
GREAT LAKES CASE & CABINET CO., INC. P.O. BOX 551 EDINBORO, PA 16412 PHONE (814) 734-7303 FAX (814) 734-3907 E-MAIL glcc@greatcabinets.com			



SEE SHEET 1 OF 2 FOR NOTES & PARTS LIST.

INTERPRET DRAWING PER ASME Y14.5M-1994 DIMENSIONAL LIMITS APPLY AFTER APPLICATION OF FINISH DRAWING NOT TO SCALE TOLERANCE UNLESS OTHERWISE NOTED: ANGULAR +/- .1" .XXXX +/- .010 .XXX +/- .015 .XX +/- .030 .X FOR REF. ONLY	<b>NOTICE:</b> Use of this document is subject to a confidentiality and nondisclosure agreement with Great Lakes Case & Cabinet Co., Inc. (GLCC) and may not be reproduced, disclosed or utilized in whole or in part without prior written authorization from GLCC.	PART NUMBER: <b>ADHFFTES3042X200</b>	TITLE: <b>AIR DIVERTER HIGH FLOW FAN TRAY FOR 30"W x 42"D 'ES' BOTTOM PANEL - TOP LEVEL ASSEMBLY</b>	
		QTY PER UNIT: 1	<b>GREAT LAKES CASE &amp; CABINET CO., INC.</b> P.O. BOX 551 EDINBORO, PA 16412 PHONE (814) 734-7303 FAX (814) 734-3907 E-MAIL glcc@greatcabinets.com	
		MATERIAL TYPE: CRS		
		MATERIAL GAUGE: SEE DETAILS		
FINISH: POWDERCOATED	DRAWN DATE: 6/23/2011 FED DATE: 6/23/2011 CHECKED & APP. DATE: 6/24/2011 WSS	DWG NO: <b>1012006</b>	REV: <b>1</b>	SHEET: 2 OF 2

