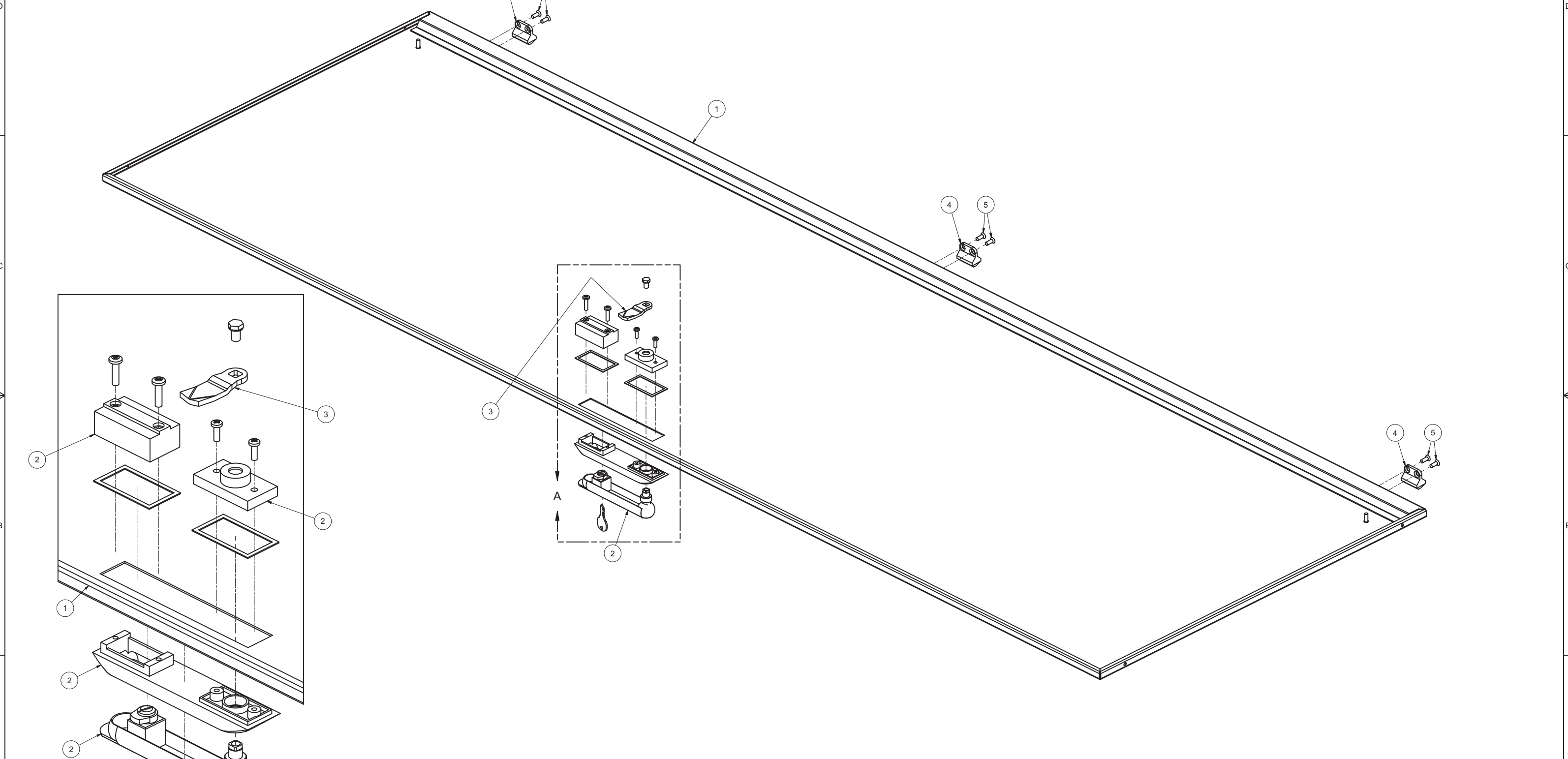


REVISION HISTORY			
REV	DESCRIPTION	DATE	APPROVED
4	ECO-01297	8/25/2003	JAL
5	ECO-02616	8/5/2009	FED
6	ECO-02822	3/19/2010	FED

Bill of Material						
ITEM	PART NUMBER	STOCK NUMBER	QTY	DESCRIPTION	FILE NAME	REVISION
1			1	SOLID STEEL DOOR FOR 84"H X 29"W 'E' - WELDMENT & DETAIL	I000559.iam	4
2	XHGLCC	H19-067	1	GLCC SWING HANDLE	XHGLCC NO CAM.iam	-
3	AA57711001	H17-005	1	SINGLE POINT CAM FOR XHGLCC	AA5771100.ipt	-
4	HINGEF	H20-023	3	HINGE GLCC - FEMALE	I000535.ipt	0
5	SCR1032X500FHBLK23	H01-156	6	SCREW, 10-32x1/2" PH FLAT TYPE 23 BLACK OXIDE/WAX RoHS	SCR1032X500FHBLK23.ipt	-



DETAIL A

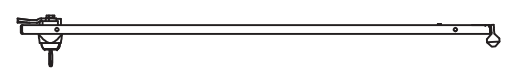
6 REDESIGNED  
 THIRD ANGLE PROJECTION

INTERPRET DRAWING PER ASME Y14.5M-1994  
 DIMENSIONAL LIMITS APPLY AFTER APPLICATION OF FINISH  
 DRAWING NOT TO SCALE  
 TOLERANCE UNLESS OTHERWISE NOTED:  
 ANGULAR +/- .1  
 .XXXX +/- .010  
 .XXX +/- .015  
 .XX +/- .030  
 .X FOR REF. ONLY  
 UNLESS OTHERWISE SPECIFIED ALL DIMENSIONS ARE IN INCHES


**NOTICE:**  
 Use of this document is subject to a confidentiality and nondisclosure agreement with Great Lakes Case & Cabinet Co., Inc. (GLCC) and may not be reproduced, disclosed or utilized in whole or in part without prior written authorization from GLCC.

PART NUMBER: **8403E29**  
 QTY PER UNIT: 1  
 MATERIAL TYPE: CRS  
 MATERIAL GAUGE: #16 GA  
 FINISH: -  
 DRAWN: JAL DATE: 8/21/2003  
 CHECKED & APP: WSS DATE: 8/25/2003

TITLE: **SOLID DOOR ASSEMBLY FOR 84"H x 29"W 'E'**  
 GREAT LAKES CASE & CABINET CO., INC.  
 P.O. BOX 551 EDINBORO, PA 16412  
 PHONE (814) 734-7303 FAX (814) 734-3907  
 E-MAIL glcc@greatcabinets.com  
 DWG NO: **I000557** REV: **6** SHEET: 1 OF 2



TOP VIEW

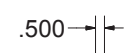


FRONT VIEW

16 GA WELDED CRS  
CONSTRUCTION W/  
TEXTURED BLACK  
POWDERCOAT FINISH

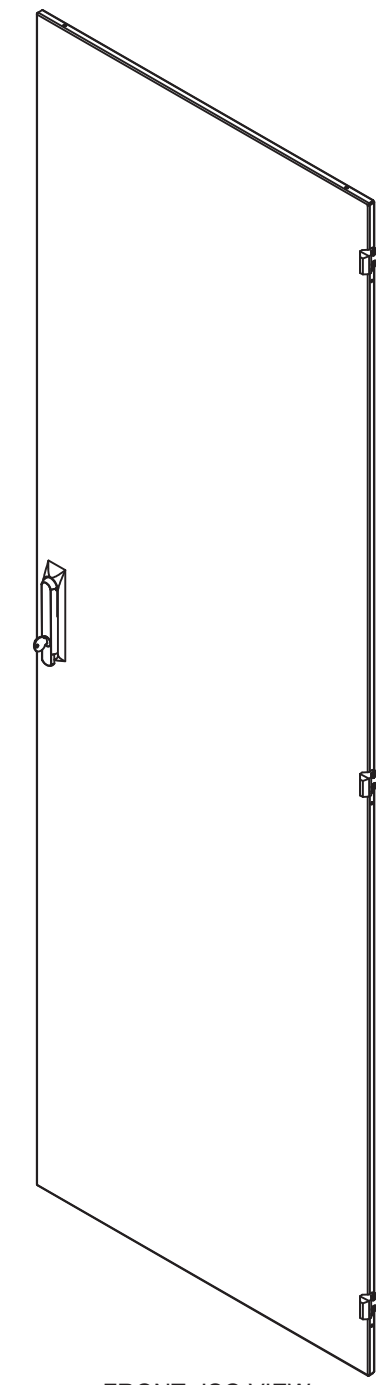
SWING HANDLE w/KEYED  
LOCK-OPTIONAL HANDLES  
ARE AVAILABLE

REVERSIBLE HANDLE AND HINGES  
ALLOW THE DOOR TO BE EITHER  
RIGHT OR LEFT-HAND HINGED

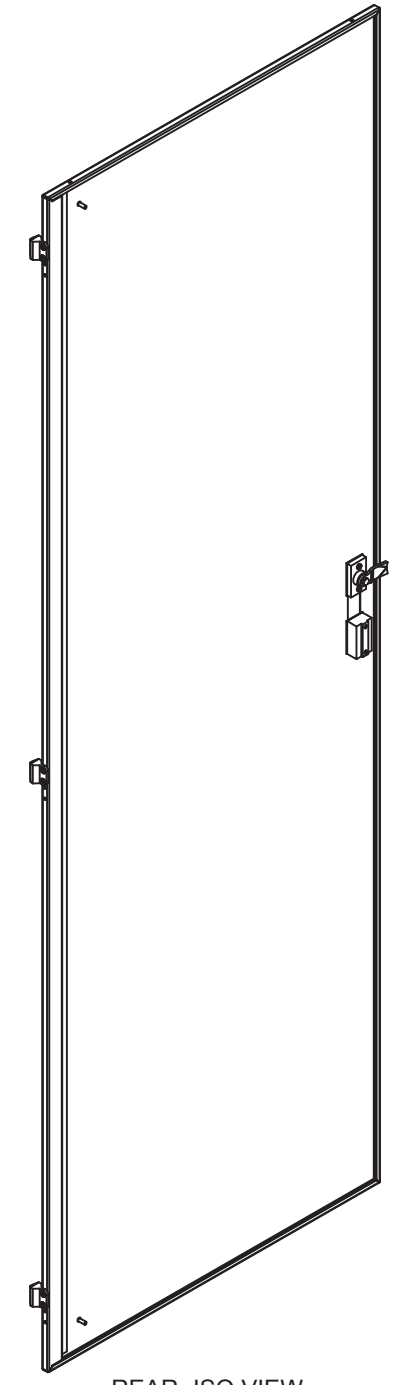


HINGED SIDE VIEW

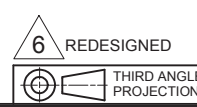
GROUNDING STUD, (2) PLC'S



FRONT -ISO VIEW



REAR -ISO VIEW



THIRD ANGLE  
PROJECTION

INTERPRET DRAWING PER ASME Y14.5M-1994
DIMENSIONAL LIMITS APPLY AFTER APPLICATION OF FINISH
DRAWING NOT TO SCALE
TOLERANCE UNLESS OTHERWISE NOTED:
ANGULAR +/- .1
.XXXX +/- .010
.XXX +/- .015
.XX +/- .030
.X FOR REF. ONLY
UNLESS OTHERWISE SPECIFIED ALL DIMENSIONS ARE IN INCHES

**NOTICE:**  
Use of this document is subject to a confidentiality and nondisclosure agreement with Great Lakes Case & Cabinet Co., Inc. (GLCC) and may not be reproduced, disclosed or utilized in whole or in part without prior written authorization from GLCC.

PART NUMBER: <b>8403E29</b>
QTY PER UNIT: 1
MATERIAL TYPE: CRS
MATERIAL GAUGE:
FINISH: -
DRAWN: JAL DATE: 8/21/2003
CHECKED & APP. DATE: WSS 5/31/2005

TITLE: <b>SOLID DOOR ASSEMBLY FOR 84"H x 29"W 'E'</b>	
GREAT LAKES CASE & CABINET CO., INC. P.O. BOX 551 EDINBORO, PA 16412 PHONE (814) 734-7303 FAX (814) 734-3907 E-MAIL glcc@greatcabinets.com	
DWG NO: <b>1000557</b>	REV: <b>6</b>
SHEET: 2 OF 2	