

SOLID SIDE PANEL
SECURED FROM INSIDE
OF ENCLOSURE

SOLID BOTTOM PANEL

GL84CL2PF

INTERPRET DRAWING PER ASME Y14.5M-1994 DIMENSIONAL LIMITS APPLY AFTER APPLICATION OF FINISH DRAWING NOT TO SCALE TOLERANCE UNLESS OTHERWISE NOTED: ANGULAR +/- 1° .XXX +/- .010 .XX +/- .015 .X +/- .030 .X FOR REF. ONLY
UNLESS OTHERWISE SPECIFIED ALL DIMENSIONS ARE IN INCHES

NOTICE:
 Use of this document is subject to a confidentiality and nondisclosure agreement with Great Lakes Case & Cabinet Co., Inc. (GLCC) and may not be reproduced, disclosed or utilized in whole or in part without prior written authorization from GLCC.

PART NUMBER: GL84CL2PF
QTY PER UNIT: 1
MATERIAL TYPE: CRS
MATERIAL GAUGE: VARIES
FINISH: BLACK POWDER COAT
DRAWN: JAL DATE: 9/22/2009
CHECKED & APP: WSS DATE: 9/22/2009

TITLE: COMPLETE 2 COMPARTMENT CO-LOCATION ENCLOSURE; PLEXI FRONT DOORS & SOLID REAR DOORS W/ FAN
GREAT LAKES CASE & CABINET CO., INC. P.O. BOX 551 EDINBORO, PA 16412 PHONE (814) 734-7303 FAX (814) 734-3907 E-MAIL glcc@greatcabinets.com
DWG NO: GL84CL2PF
REV: -
SHEET: 1 OF 3



FULLY ADJUSTABLE 19" EIA
EQUIPMENT RAILS, 3/8" SQ.

PERIMETER VENTED PLEXIGLAS DOOR
(MESH DOOR ON PART# GL84CL2MM)

CABLE MANAGEMENT RACEWAYS
SECURE FROM EACH COMPARTMENT
(CABLE ENTRY FROM TOP SHOWN)

SOLID REAR DOOR W/ EXHAUST FANS,
150 CFM TOTAL PER DOOR
(MESH DOOR ON PART# GL84CL2MM)

18.3 CENTERS
(19" EIA)

17.8 OPENING

36.8 = 21 RMU
(PER COMPARTMENT)

84.0

28.0

36.0

FRONT VIEW
DOORS REMOVED FOR CLARITY

FRONT VIEW

RIGHT SIDE VIEW
SIDE PANELS REMOVED
FOR CLARITY

REAR VIEW

NETWORKING HOLES FOR
OPTIONAL #G101 HARDWARE

INTERPRET DRAWING PER ASME Y14.5M-1994
DIMENSIONAL LIMITS APPLY
AFTER APPLICATION OF FINISH
DRAWING NOT TO SCALE
TOLERANCE UNLESS OTHERWISE NOTED:
ANGULAR +/- 1°
.XXXX +/- .010
.XXX +/- .015
.XX +/- .030
.X FOR REF. ONLY

NOTICE:

Use of this document is subject to a confidentiality and nondisclosure agreement with Great Lakes Case & Cabinet Co., Inc. (GLCC) and may not be reproduced, disclosed or utilized in whole or in part without prior written authorization from GLCC.

PART NUMBER:
GL84CL2PF
QTY PER UNIT: 1
MATERIAL TYPE:
CRS
MATERIAL GAUGE:
VARIES
FINISH:
BLACK POWDER COAT

TITLE
**COMPLETE 2 COMPARTMENT CO-LOCATION
ENCLOSURE; PLEXI FRONT DOORS & SOLID
REAR DOORS W/ FAN**
GREAT LAKES CASE & CABINET CO., INC.
P.O. BOX 551 EDINBORO, PA 16412
PHONE (814) 734-7303 FAX (814) 734-3907
E-MAIL glcc@greatcabinets.com

THIRD ANGLE
PROJECTION

UNLESS OTHERWISE SPECIFIED
ALL DIMENSIONS ARE IN INCHES

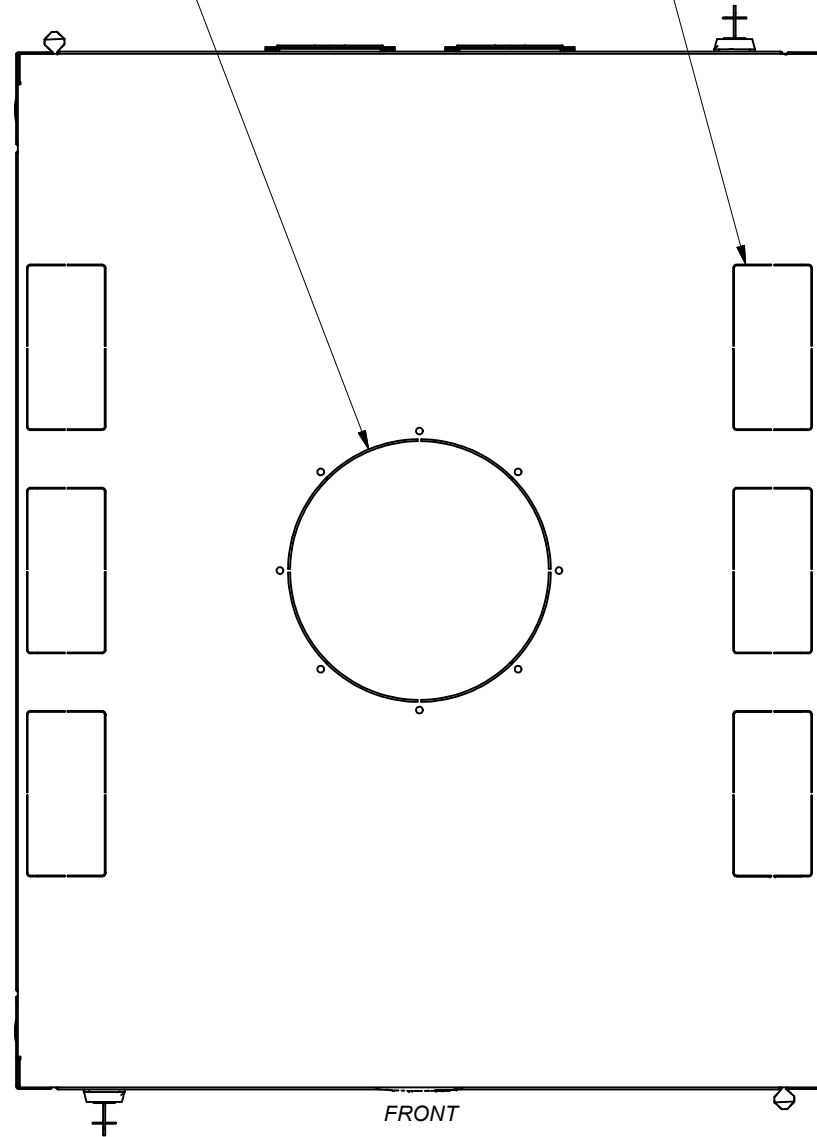
DRAWN DATE
JAL 9/22/2009
CHECKED & APP. DATE
WSS 9/22/2009

DWG NO:
GL84CL2PF

REV: -
SHEET: 2 OF 3

KNOCKOUT FOR OPTIONAL
550 CFM EXHAUST FAN, 110 VAC
PART# 7217-10

CABLE ACCESS KNOCKOUTS (6)
5.75" x 2.75" EACH



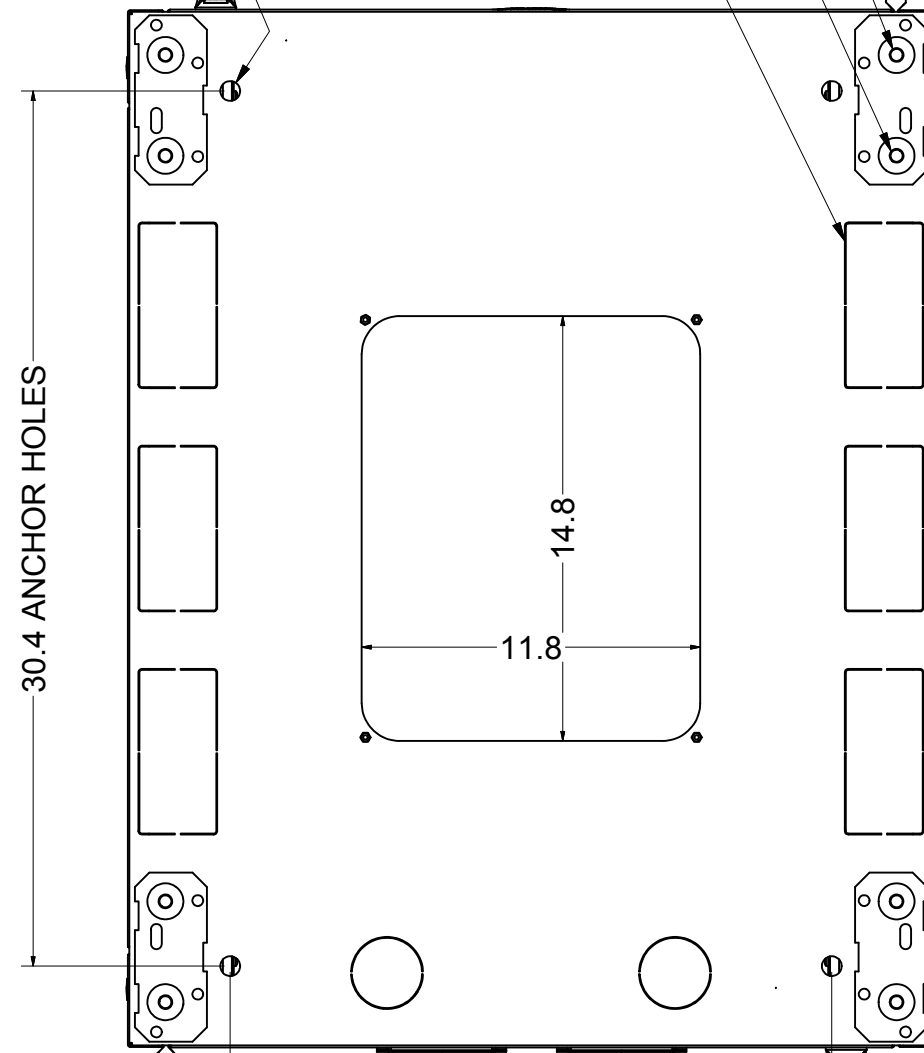
FRONT
TOP VIEW

1/2"-13 THREADED HOLE FOR LEVELERS

1/2"-13 THREADED HOLE FOR CASTERS

Ø.687 THRU
FOR ANCHORING

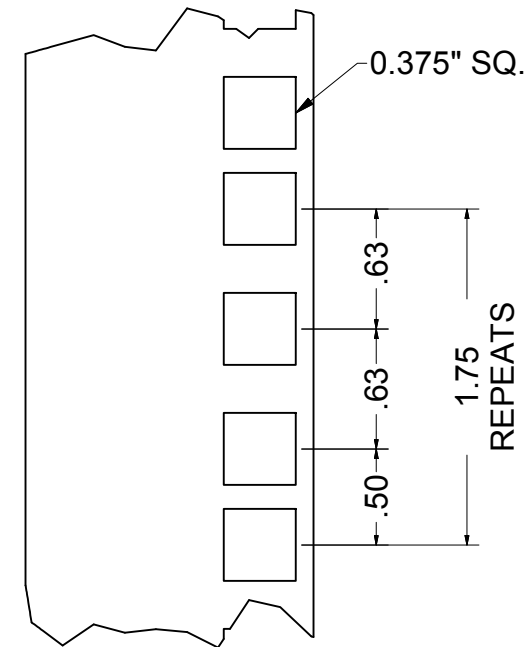
CABLE ACCESS KNOCKOUTS (6)
5.75" x 2.75" EACH



REAR
BOTTOM VIEW

0.375" SQ.

.63
.63
1.75
REPEATS



DETAIL A

INTERPRET DRAWING PER ASME Y14.5M-1994
DIMENSIONAL LIMITS APPLY
AFTER APPLICATION OF FINISH
DRAWING NOT TO SCALE
TOLERANCE UNLESS OTHERWISE NOTED:
ANGULAR +/- .1"
.XXXX +/- .010
.XXX +/- .015
.XX +/- .030
.X FOR REF. ONLY

NOTICE:

Use of this document is subject to a confidentiality and nondisclosure agreement with Great Lakes Case & Cabinet Co., Inc. (GLCC) and may not be reproduced, disclosed or utilized in whole or in part without prior written authorization from GLCC.

PART NUMBER:
GL84CL2PF
QTY PER UNIT: 1
MATERIAL TYPE:
CRS
MATERIAL GAUGE:
VARIES
FINISH:
BLACK POWDER COAT
DRAWN DATE: JAL 9/22/2009
CHECKED & APP. DATE: WSS 9/22/2009

TITLE
COMPLETE 2 COMPARTMENT CO-LOCATION ENCLOSURE; PLEXI FRONT DOORS & SOLID REAR DOORS W/ FAN
GREAT LAKES CASE & CABINET CO., INC.
P.O. BOX 551 EDINBORO, PA 16412
PHONE (814) 734-7303 FAX (814) 734-3907
E-MAIL glcc@greatcabinets.com

THIRD ANGLE PROJECTION

UNLESS OTHERWISE SPECIFIED
ALL DIMENSIONS ARE IN INCHES

DWG NO: **GL84CL2PF** REV: - SHEET: 3 OF 3