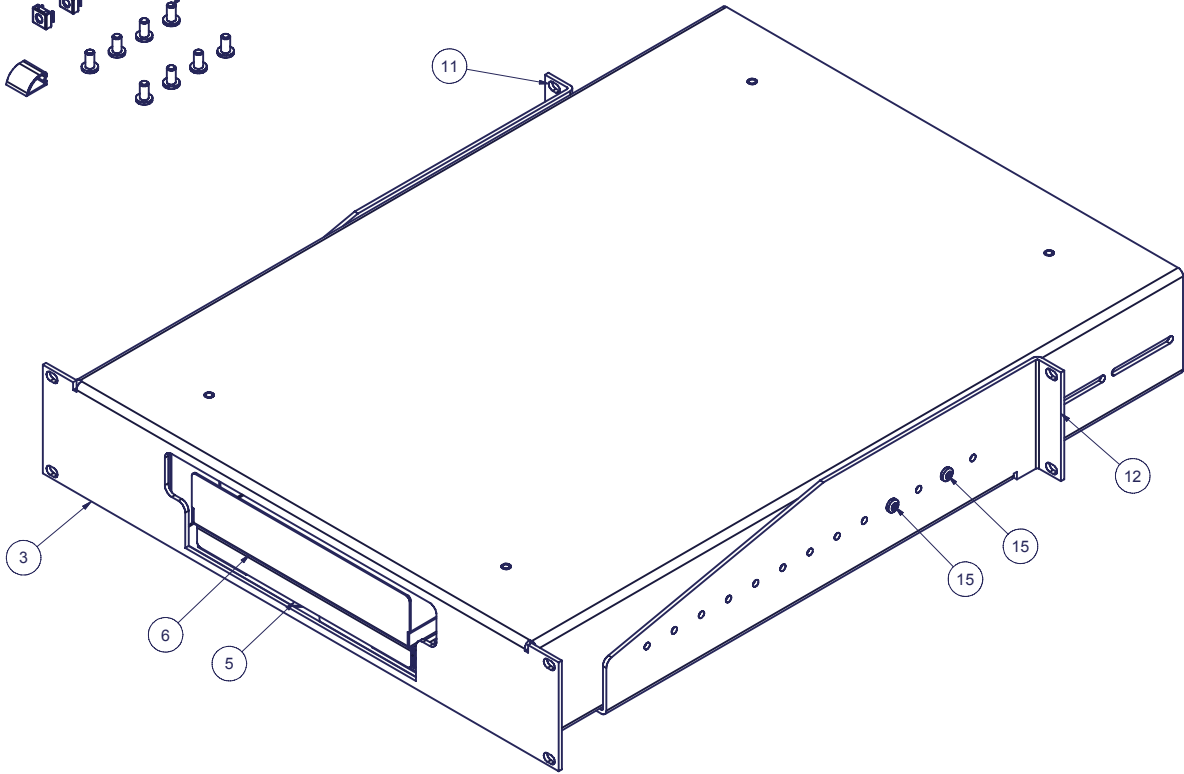
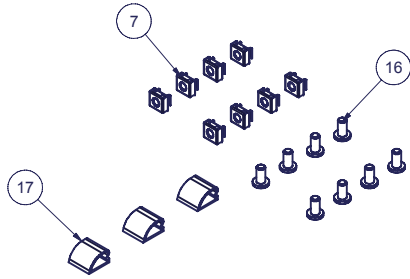


| REVISION HISTORY | | | |
|------------------|-------------|-----------|----------|
| REV | DESCRIPTION | DATE | APPROVED |
| 0 | ECO-01569 | 5/17/2005 | JL |
| 2 | ECO-01669 | 12/9/2005 | JL |
| 2 | ECO-01990 | 7/9/2007 | WSS |

| ITEM | | PART NUMBER | QTY | DESCRIPTION | FILE NAME | REV |
|------|--|----------------|-----|--|--------------------|-----|
| 1 | | | 1 | KB / MOUSE TRAY SUPPORT BRACKET | 1002620.iam | 1 |
| 2 | | 4632-22 Slide | 2 | | 4632-22 Slide.iam | |
| 3 | | | 1 | MONITOR, KB, MOUSE SHELF ALUMINUM DRAWER | 1002617.iam | 1 |
| 4 | | 10/32NUT | 4 | #10-32 NUT W/ EXTERNAL TOOTH LOCK WASHER | 10-32NUT.iam | - |
| 5 | | | 1 | SLIDEOUT PIVOT TRAY WELDMENT | 1002622.iam | 1 |
| 6 | | | 1 | PIVOT KEYBOARD TRAY RK5024 | 1002621.iam | 1 |
| 7 | | M6NUT | 8 | M6 CAGE NUT - ILS #2ZN266246 OR EQUIV. | M6NUT.iam | - |
| 8 | | | 12 | #8-32 x 1/4"L PAN HEAD PHIL TYPE 23 SCREW, BLACK | SCR832X250BLK.ipt | - |
| 9 | | 12SWS3680 | 1 | MICROPLASTICS SHOULDER WASHER | 12SWS3680.ipt | - |
| 10 | | 0501032LCNBLK | 1 | ACORN NUT, #10-32, BLACK NYLON, LOCKING | 0501032LCNBLK.ipt | - |
| 11 | | | 1 | REAR RIGHT MOUNTING BRACKET, ALUM | 1002618.ipt | 0 |
| 12 | | | 1 | REAR LEFT MOUNTING BRACKET, ALUM | 1002619.ipt | 0 |
| 13 | | 10/32WING | 4 | #10-32 WING NUT 2ZN36616 | 10-32WING.ipt | - |
| 14 | | 9723K11 | 4 | ADHESIVE BACKED BUMPER - McMASTER CARR | 9723K11.ipt | - |
| 15 | | SCR1032X1/2BLK | 4 | #10-32 x 1/2"L PAN HEAD PHIL TYPE 23 , BLACK | SCR1032X500BLK.ipt | - |
| 16 | | M6SCREW | 8 | M6 x 12mm PAN HEAD ZN PL SCREW | M6SCREW.ipt | - |
| 17 | | 025-0500 | 3 | DEKLIP SERIES 025 SHELL CLIP (DEK / TYCO) | 025-0500.ipt | - |

HARDWARE PACK TO INCLUDE:

- (8) M6 CAGE NUT (ITEM #9)
- (8) M6 SCREW (ITEM #10)
- (3) WIRE RETAINING CLIP (ITEM #11)



INTERPRET DRAWING PER ASME Y14.5M-1994
 DIMENSIONAL LIMITS APPLY
 AFTER APPLICATION OF FINISH
 DRAWING NOT TO SCALE
 TOLERANCE UNLESS OTHERWISE NOTED:
 ANGULAR +/- 1°
 .XXXX +/- .010
 .XXX +/- .015
 .XX +/- .030
 .X FOR REF. ONLY

NOTICE:
 Use of this document is subject to a confidentiality and nondisclosure agreement with Great Lakes Case & Cabinet Co., Inc. (GLCC) and may not be reproduced, disclosed or utilized in whole or in part without prior written authorization from GLCC.

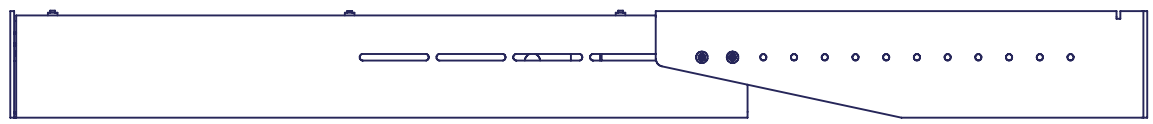
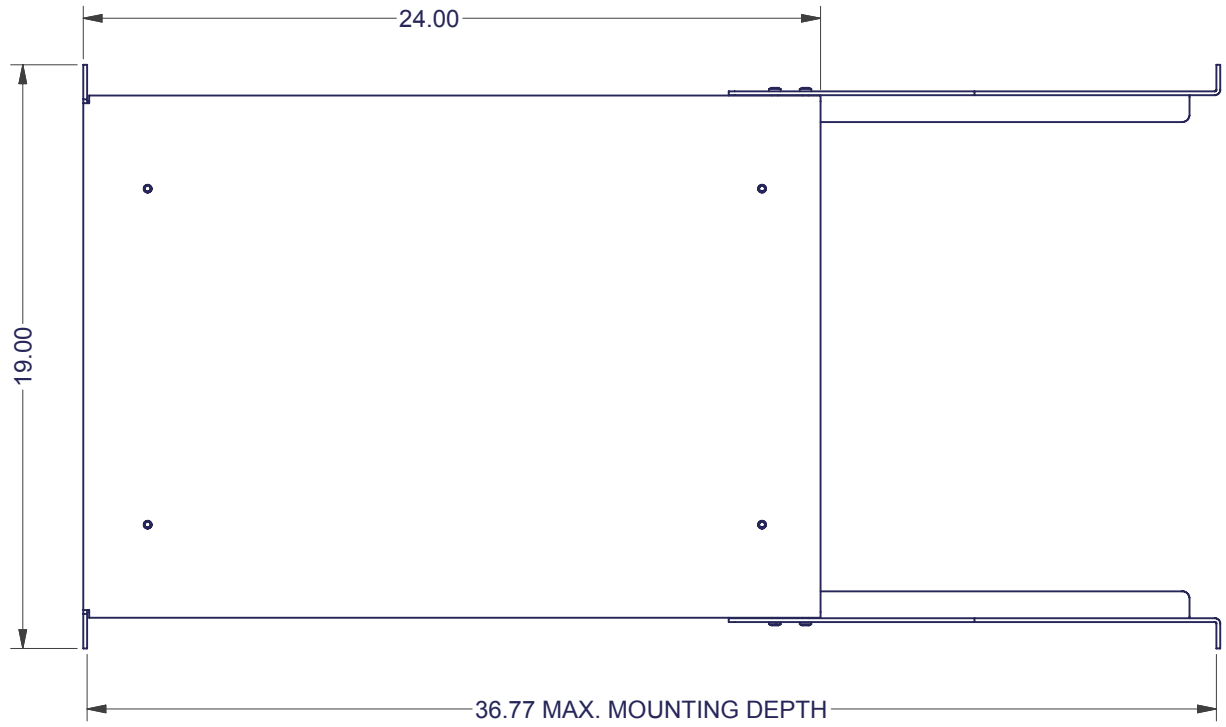
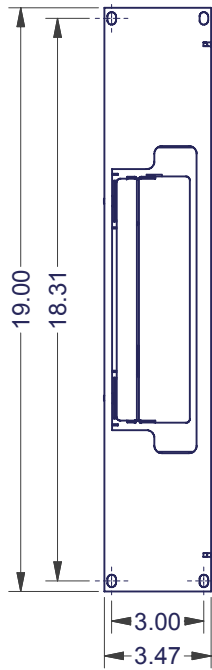
PART NUMBER:
7206MKM
 QTY PER UNIT: 1
 MATERIAL TYPE:
 -
 MATERIAL GAUGE:
#16 GA CRS & .125 AL
 FINISH:
 -
 DRAWN: JL DATE: 5/16/2005
 CHECKED & APP. WSS DATE: 5-17-05

TITLE
MONITOR, KEYBOARD, & MOUSE 19" SHELF ASSEMBLY
 GREAT LAKES CASE & CABINET CO., INC.
 P.O. BOX 551 EDINBORO, PA 16412
 PHONE (814) 734-7303 FAX (814) 734-3907
 E-MAIL glcc@greatcabinets.com



THIRD ANGLE PROJECTION
 UNLESS OTHERWISE SPECIFIED
 ALL DIMENSIONS ARE IN INCHES

DWG NO: **1003175** REV: **2** SHEET: 1 OF 2



INTERPRET DRAWING PER ASME Y14.5M-1994
 DIMENSIONAL LIMITS APPLY
 AFTER APPLICATION OF FINISH
 DRAWING NOT TO SCALE
 TOLERANCE UNLESS OTHERWISE NOTED:
 ANGULAR +/- 1°
 .XXXX +/- .010
 .XXX +/- .015
 .XX +/- .030
 .X FOR REF. ONLY



THIRD ANGLE
 PROJECTION

UNLESS OTHERWISE SPECIFIED
 ALL DIMENSIONS ARE IN INCHES

NOTICE:
 Use of this document is subject to a confidentiality and nondisclosure agreement with Great Lakes Case & Cabinet Co., Inc. (GLCC) and may not be reproduced, disclosed or utilized in whole or in part without prior written authorization from GLCC.

PART NUMBER:
7206MKM
 QTY PER UNIT: 1
 MATERIAL TYPE: -
 MATERIAL GAUGE: -
 FINISH: -
 DRAWN: JL DATE: 5/16/2005
 CHECKED & APP. DATE: WSS 5-17-05

TITLE
MONITOR, KEYBOARD, & MOUSE 19" SHELF ASSEMBLY
 GREAT LAKES CASE & CABINET CO., INC.
 P.O. BOX 551 EDINBORO, PA 16412
 PHONE (814) 734-7303 FAX (814) 734-3907
 E-MAIL glcc@greatcabinets.com
 DWG NO: 1003175
 REV: 2
 SHEET: 2 OF 2