




# UNIVERSAL CABLE RUNWAY CROSS REFERENCE GUIDE



Part Number	Description	CPI	Hoffman	Middle Atlantic	Bline	Hubbell
FEATURES: Constructed of rectangular steel tubing for strength and support •130 lb/ft maximum load with runway supported every five feet •Meets ANSI/TIA/EIA installation guidelines •Black						
GL-CR410	4"W CABLE RUNWAY, 10' SECTION	10250-X4				
GL-CR610	6"W CABLE RUNWAY, 10' SECTION	10250-X06	LSS6BLK		SB17U06B	HLS1006B
GL-CR910	9"W CABLE RUNWAY, 10' SECTION	10250-X09			SB17U09B	HLS1012B
GL-CR1210	12"W CABLE RUNWAY, 10' SECTION	10250-X12	LSS12BLK	CLB-10	SB17U12B	
GL-CR1510	15"W CABLE RUNWAY, 10' SECTION	10250-X15			SB17U15B	
GL-CR1810	18"W CABLE RUNWAY, 10' SECTION	10250-X18	LSS18BLK	CLB-10-W18	SB17U18B	HLS1018B
GL-CR2410	24"W CABLE RUNWAY, 10' SECTION	10250-X24	LSS24BLK	CLB-10-W24	SB17U24B	HLS1024B
GL-CR3010	30"W CABLE RUNWAY, 10' SECTION	10250-X31			SB17U30B	
GL-CR3610	36"W CABLE RUNWAY, 10' SECTION	10250-X37			SB17U36B	



Part Number	Description	CPI	Hoffman	Middle Atlantic	Bline	Hubbell
FEATURES: Creates a gradual bend in the horizontal plane of cable runway •Designed for cabling in conformance with the minimum bend radius requirements (typically 4 times the cable diameter) •Made of lightweight tubular steel to fit a standard cable runway •Black						
GL-CR990	9"W CABLE RUNWAY 90° BEND	10822-709			SB17HRB09FB	
GL-CR1290	12"W CABLE RUNWAY 90° BEND	10822-712	L90HB12BLK	CLB-90HB	SB17HRB12FB	HLF1290B
GL-CR1890	18"W CABLE RUNWAY 90° BEND	10822-718	L90HB18BLK	CLB-90HB-W18	SB17HRB18FB	HLF1890B
GL-CR2490	24"W CABLE RUNWAY 90° BEND	10822-724	L90HB24BLK	CLB-90HB-W24	SB17HRB24FB	HLF2490B



Part Number	Description	CPI	Hoffman	Middle Atlantic	Bline	Hubbell
FEATURES: Creates a gradual bend for outside bends • Black						
GL-CR6VB0	6"W CABLE RUNWAY OUTSIDE RADIUS BEND	10723-706	LOB6BLK		SB17VRB06FB	HLO0690B
GL-CR9VB0	9"W CABLE RUNWAY OUTSIDE RADIUS BEND	10723-709			SB17VRB09FB	
GL-CR12VB0	12"W CABLE RUNWAY OUTSIDE RADIUS BEND	10723-712	LO12BLK	CLB-VO90	SB17VRB12FB	HLO1290B
GL-CR18VB0	18"W CABLE RUNWAY OUTSIDE RADIUS BEND	10723-718	LO18BLK	CLB-VO90-W18	SB17VRB18FB	HLO1890B
GL-CR24VB0	24"W CABLE RUNWAY OUTSIDE RADIUS BEND	10723-724	LO24BLK	CLB-VO90-W24	SB17VRB24FB	HLO2490B


4193 Route 6N Edinboro, PA 16412 | 1-866-879-4522  
View the complete Great Lakes Case & Cabinet product line at [GreatCabinets.com](http://GreatCabinets.com)


©2019 Great Lakes Case & Cabinet. All rights reserved.


MKS33R2





Put it all on us


	Part Number	Description	CPI	Hoffman	Middle Atlantic	Blinc	Hubbell	
	FEATURES: Creates a gradual bend for inside bends •Black							
	GL-CR6VB1	6"W CABLE RUNWAY INSIDE RADIUS BEND	10724-706	LIB6BLK	CLB-VI90	SB17VRB06FB	HLI0690B	
	GL-CR9VB1	9"W CABLE RUNWAY INSIDE RADIUS BEND	10724-709			SB17VRB09FB		
	GL-CR12VB1	12"W CABLE RUNWAY INSIDE RADIUS BEND	10724-712	LIB12BLK		SB17VRB12FB	HLI1290B	
	GL-CR18VB1	18"W CABLE RUNWAY INSIDE RADIUS BEND	10724-718	LIB18BLK	CLB-VI90-W18	SB17VRB18FB	HLI1890B	
GL-CR24VB1	24"W CABLE RUNWAY INSIDE RADIUS BEND	10724-724	LI24BLK	CLB-VI90-W24	SB17VRB24FB	HLI2490B		


	Part Number	Description	CPI	Hoffman	Middle Atlantic	Blinc	Hubbell	
	FEATURES: Use at each expansion splice and where the cable tray is not mechanically/electrically continuous to ground. (sold individually) •Installation hardware included •Bonding jumper is 16" long							
	GL-CRBJ-1	COPPER WIRE SIZE, #1; 600 AMP	10724-706	LIB6BLK	CLB-VI90	SB17VRB06FB	HLI0690B	
	GL-CRBJ-1/0	COPPER WIRE SIZE, 4/0; 1600 AMP	10724-709			SB17VRB09FB		
GL-CRBJ-250	COPPER WIRE SIZE, 250 MCM; 2000 AMP	10724-712	LIB12BLK		SB17VRB12FB	HLI1290B		

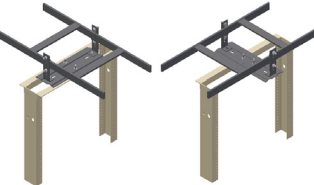
	Part Number	Description	CPI	Hoffman	Middle Atlantic	Blinc	Hubbell
	FEATURES: Connect two sections of runway end-to-end. <b>Kit consists of:</b> •(4) Splice plates •(2) 3/8"-16 trimmed head bolts •(2) 3/8"-16 hex nuts •(2) 3/8" split lock washers						
GL-CR-BSK	BUTT SPLICE KIT, ZINC PLATED	11301-001	LBSK	CLH-RSJ	SB2107YZ	HLBSK	


	Part Number	Description	CPI	Hoffman	Middle Atlantic	Blinc	Hubbell
	FEATURES: (4) Splice plates •(2) 3/8"-16 trimmed head bolts •(2) 3/8"-16 hex nuts •(2) 3/8" split lock washers						
GL-CR-JSK	JUNCTION SPLICE KIT, ZINC PLATED	11302-001	LJSK	CLH-HTS	SB2101AYZ	HLTK	


	Part Number	Description	CPI	Hoffman	Middle Atlantic	Blinc	Hubbell	
	FEATURES: Rack Termination Kit to mount runway to rack •Installs in both orientations •Comes with all necessary mounting hardware Kit consist of: (2) 45° outside clamps •(2) Inside edge clamps •(2) 3/8"-16 trimmed round head, square neck bolts •(2) 3/8"-16 hex nuts and lock washers •Black							
	GL-CR-RTR18	RACK TERMINATION KIT, 6"-18"	10595-708 (5-8)	LRRMPBLK	MK-LA	SB213309FB	HLMPK19	
GL-CR-RTR24	RACK TERMINATION PLATE, 24"	12408-724			SB213324FB			


	Part Number	Description	CPI	Hoffman	Middle Atlantic	Blinc	Hubbell	
	FEATURES: Creates a radius for L, T, or X-shaped intersections of cable runway formed when two or more pieces of cable runway are connected together with the junction-splice kit •Black							
	GL-CR-CB15	CORNER BRACKET 15"	11959-715			SB2104FB		
GL-CR-CB24	CORNER BRACKET 24"	11959-724						


	Part Number	Description	CPI	Hoffman	Middle Atlantic	Blinc	Hubbell	
	FEATURES: Wall termination Kit to attach runway to the wall •(1) Wall Angle •(2) 5/16"-18" x 2-1/4" J-bolts •(2) 5/16"-18 hex nuts •(2) 5/16"- lock washers							
	GL-CR-WTK4	4"W WALL TERMINATION KIT	11421-704					
	GL-CR-WTK6	6"W WALL TERMINATION KIT	11421-706	LWASK6BLK		SB211306FB	HLX0612	
	GL-CR-WTK9	9"W WALL TERMINATION KIT	11421-709			SB211309FB		
	GL-CR-WTK12	12"W WALL TERMINATION KIT	11421-712	LWASK12BLK	CLH-WRS	SB211312FB	HLX0612	
	GL-CR-WTK18	18"W WALL TERMINATION KIT	11421-718	LWASK18BLK	CLH-WRS-W18-24	SB211318FB	HLX1518	
GL-CR-WTK24	24"W WALL TERMINATION KIT	11421-724	LWASK24BLK		SB211324FB	HLX24		


	Part Number	Description	CPI	Hoffman	Middle Atlantic	Blinc	Hubbell	
	FEATURES: Supports cable runway above a continuous row of racks or cabinets of varying heights •Multiple ranges of incremental elevation •Can be mounted perpendicular or parallel •Rack kit includes a single pair of brackets and assembly hardware •Rack kit attaches to the rack with a mounting plate (sold separately) •Cabinet kit include two pairs of brackets and assembly hardware •Black							
	GL-CR-REK23	CABLE RUNWAY ELEVATION KIT 2-3" ELEVATION	10506-702	LEK3			SB227R3FB	
GL-CR-REK46	CABLE RUNWAY ELEVATION KIT 4-6" ELEVATION	10506-706	LEK6			SB227R6FB		


	Part Number	Description	CPI	Hoffman	Middle Atlantic	Blinc	Hubbell	
	GL-CR-TSB6	6" TRIANGULAR SUPPORT BRACKET, BLACK	11746-76				SB21306KFB	HLTSB06B
	GL-CR-TSB12	12" TRIANGULAR SUPPORT BRACKET, BLACK	11746-712	LTSB12BLK	CLB-TSB	SB21312KFB	HLTSB12B	
	GL-CR-TSB18	18" TRIANGULAR SUPPORT BRACKET, BLACK	11746-718	LTSB18BLK	CLB-TSB-W18	SB21318KFB	HLTSB18B	
	GL-CR-TSB24	24" TRIANGULAR SUPPORT BRACKET, BLACK	11746-724	LTSB24BLK	CLB-TSB-W24		HLTSB24B	


	Part Number	Description	CPI	Hoffman	Middle Atlantic	Blinc	Hubbell
	GL-CR-VSB	CABLE RUNWAY VERTICAL SUPPORT BRACKET	11309-701	LFKB	CLH-RES	SB2106BBZ	HLRF

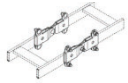
	Part Number	Description	CPI	Hoffman	Middle Atlantic	Blinc	Hubbell
	GL-CR-VWB	VERTICAL WALL BRACKETS	10608-701	LWVBB	CLH-RWC	SB2114AFB	HLVWBK

	Part Number	Description	CPI	Hoffman	Middle Atlantic	Blinc	Hubbell
	GL-CR-CRP6	CABLE RETAINING POST, 6", BLACK	10596-706	LRPB	CLH-SS-12-2	SB12606FB	HLP06B
	GL-CR-CRP8	CABLE RETAINING POST, 8", BLACK	10596-708			SB12610FBv	HLP10B
	GL-CR-CRP10	CABLE RETAINING POST, 10", BLACK	10596-710			SB12612FB	

	Part Number	Description	CPI	Hoffman	Middle Atlantic	Bline	Hubbell
	GL-CR-TCR6	THREADED CEILING ROD, 6' THREADED ROD, 3/8"	11310-001	LCK	CLH-5/8CHK-6	SB2221ABZ	HLCMK

	Part Number	Description	CPI	Hoffman	Middle Atlantic	Bline	Hubbell
	GL-CR-RSB38	RUNWAY SUPPORT BRACKET, 3/8" ROD	11408-001			SB156AYZ	
	GL-CR-RSB58	RUNWAY SUPPORT BRACKET, 5/8" ROD	11408-003	LRWBK		SB156BYZ	

	Part Number	Description	CPI	Hoffman	Middle Atlantic	Bline	Hubbell
	GL-CR-RD6	6" CABLE RUNWAY RADIUS DROP, CROSS MEMBER, BLACK	12100-706			SB2129U06FB	HLCD06
	GL-CR-RD12	12" CABLE RUNWAY RADIUS DROP, CROSS MEMBER, BLACK	12100-712		CLH-ARD12	SB2129U12FB	HLCD12
	GL-CR-RD18	18" CABLE RUNWAY RADIUS DROP, CROSS MEMBER, BLACK	12100-718	LSRDBLK	CLH-ARD18	SB2129U18FB	HLCD18
	GL-CR-RD24	24" CABLE RUNWAY RADIUS DROP, CROSS MEMBER, BLACK			CLH-ARD24	SB2129U24FB	

	Part Number	Description	CPI	Hoffman	Middle Atlantic	Bline	Hubbell
	GL-CR-BSSK	BUTT SWIVEL SPLICE KIT	10487-701	LABSKB	CLH-ADJT	SB2110AYZ	HLSSK