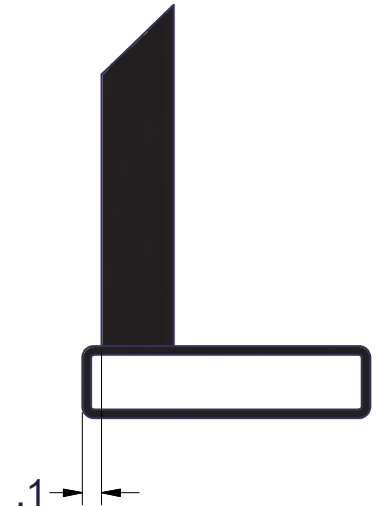
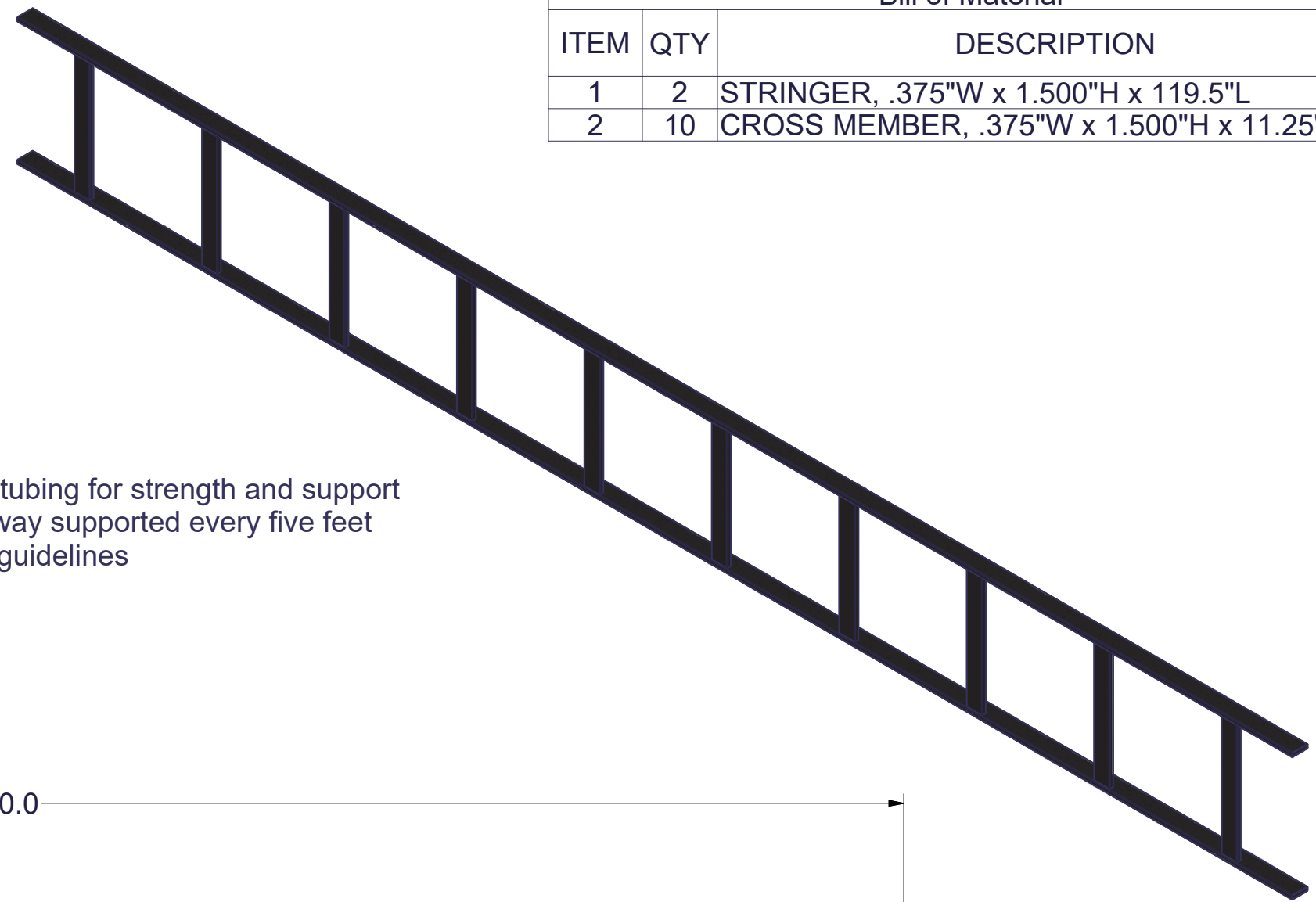


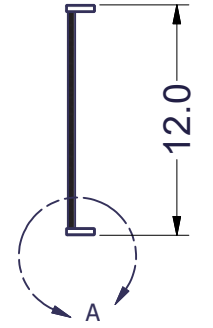
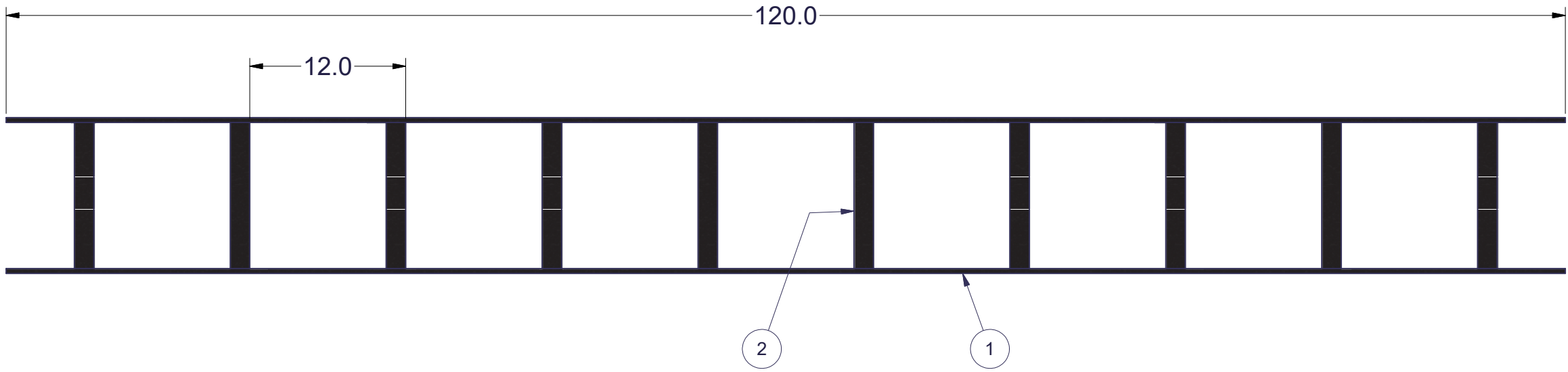
| Bill of Material | | |
|------------------|-----|--|
| ITEM | QTY | DESCRIPTION |
| 1 | 2 | STRINGER, .375"W x 1.500"H x 119.5"L |
| 2 | 10 | CROSS MEMBER, .375"W x 1.500"H x 11.25"L |



DETAIL A

FEATURES:

- Constructed of rectangular steel tubing for strength and support
- 130 lb/ft maximum load with runway supported every five feet
- Meets ANSI/TIA/EIA installation guidelines
- Black



EST. WEIGHT :
N/A



INTERPRET DRAWING PER ASME Y14.5M-1994
 DIMENSIONAL LIMITS APPLY
 AFTER APPLICATION OF FINISH
 DRAWING NOT TO SCALE
 TOLERANCE UNLESS OTHERWISE NOTED:
 ANGULAR +/- .1°
 .XXXX +/- .010
 .XXX +/- .015
 .XX +/- .030
 .X FOR REF. ONLY
 UNLESS OTHERWISE SPECIFIED
 ALL DIMENSIONS ARE IN INCHES

NOTICE:
 Use of this document is subject to a confidentiality and nondisclosure agreement with Great Lakes Case & Cabinet Co., Inc. (GLCC) and may not be reproduced, disclosed or utilized in whole or in part without prior written authorization from GLCC.

PART NUMBER:
GL-CR1210
 MATERIAL TYPE:
STEEL
 MATERIAL GAUGE:
 FINISH:
BLACK
 DRAWN: JAL DATE: 11/12/2019
 CHECKED & APP. DATE:

TITLE:
12"W CABLE RUNWAY, 10' SECTION, BLACK
 GREAT LAKES CASE & CABINET CO., INC.
 P.O. BOX 551 EDINBORO, PA 16412
 PHONE (814) 734-7303 FAX (814) 734-3907
 E-MAIL glcc@greatcabinets.com
 DWG NO:
GL-CR1210
 REV: -
 SHEET: 1 OF 1