

GL843036CL2MM

INTERPRET DRAWING PER ASME Y14.5M-1994
DIMENSIONAL LIMITS APPLY AFTER APPLICATION OF FINISH
DRAWING NOT TO SCALE
TOLERANCE UNLESS OTHERWISE NOTED:
ANGULAR +/- .1°
.XXXX +/- .010
.XXX +/- .015
.XX +/- .030
.X FOR REF. ONLY

NOTICE:
Use of this document is subject to a confidentiality and nondisclosure agreement with Great Lakes Case & Cabinet Co., Inc. (GLCC) and may not be reproduced, disclosed or utilized in whole or in part without prior written authorization from GLCC.

PART NUMBER: GL843036CL2MM	
QTY PER UNIT: 1	
MATERIAL TYPE: CRS	
MATERIAL GAUGE: VARIES	
FINISH: BLACK POWDERCOAT	
DRAWN: JL	DATE: 8/7/2008
CHECKED & APP: WSS	DATE: 5/5/2011

TITLE: 84"H x 30"W x 36"D, TWO-DOOR CO-LOCATION CABINET	
GREAT LAKES CASE & CABINET CO., INC. P.O. BOX 551 EDINBORO, PA 16412 PHONE (814) 734-7303 FAX (814) 734-3907 E-MAIL glcc@greatcabinets.com	
DWG NO: GL843036CL2MM 16	REV: 16



UNLESS OTHERWISE SPECIFIED ALL DIMENSIONS ARE IN INCHES

SHEET: 1 OF 3

FULLY ADJUSTABLE 19"EIA
EQUIPMENT RAILS, 3/8" SQ

PERIMETER VENTED
PLEXIGLAS DOORS

CABLE MANAGEMENT RACEWAYS
SECURE FROM EACH COMPARTMENT.
CABLE ENTRY CAN BE FROM TOP OR
BOTTOM (AS SHOWN HERE).

PERIMETER VENTED
PLEXIGLAS DOORS

18.312 \pm TO \pm

17.750 INSIDE

(21 RMU) = 36.812 PER
EACH COMPARTMENT

84.00

30.00

DEPTH, SEE TABLE BELOW

NETWORKING HOLES FOR
OPTIONAL #G101
HARDWARE

FRONT VIEW
DOORS REMOVED FOR CLARITY

FRONT VIEW

RIGHT SIDE VIEW
SIDE PANELS REMOVED FOR CLARITY

REAR VIEW
LEVELERS SUPPLIED
BUT NOT INSTALLED

LEVELERS SUPPLIED
BUT NOT INSTALLED

ENCLOSURE DEPTHS	
PART NUMBER	DEPTH
GL8436CL2MM	36 IN
GL8442CL2MM	42 IN
GL8448CL2MM	48 IN

INTERPRET DRAWING PER ASME Y14.5M-1994
DIMENSIONAL LIMITS APPLY
AFTER APPLICATION OF FINISH
DRAWING NOT TO SCALE
TOLERANCE UNLESS OTHERWISE NOTED:
ANGULAR +/- .1"
.XXXX +/- .010
.XXX +/- .015
.XX +/- .030
.X FOR REF. ONLY

NOTICE:

Use of this document is subject to a confidentiality and nondisclosure agreement with Great Lakes Case & Cabinet Co., Inc. (GLCC) and may not be reproduced, disclosed or utilized in whole or in part without prior written authorization from GLCC.

PART NUMBER: GL843036CL2MM	TITLE 84"H x 30"W x 36"D, TWO-DOOR CO-LOCATION CABINET
QTY PER UNIT: 1	GREAT LAKES CASE & CABINET CO., INC. P.O. BOX 551 EDINBORO, PA 16412 PHONE (814) 734-7303 FAX (814) 734-3907 E-MAIL glcc@greatcabinets.com
MATERIAL TYPE: CRS	
MATERIAL GAUGE: VARIES	
FINISH: BLACK POWDERCOAT	DRAWN DATE JL 8/7/2008
CHECKED & APP. DATE WSS 5/5/2011	REV GL843036CL2MM 16

THIRD ANGLE
PROJECTION

UNLESS OTHERWISE SPECIFIED
ALL DIMENSIONS ARE IN INCHES

KNOCKOUT FOR OPTIONAL
550 CFM EXHAUST FAN,
110 VAC, PART #7217-10

(6) CABLE ACCESS
KNOCKOUTS ARE
5.75" x 2.75" EACH

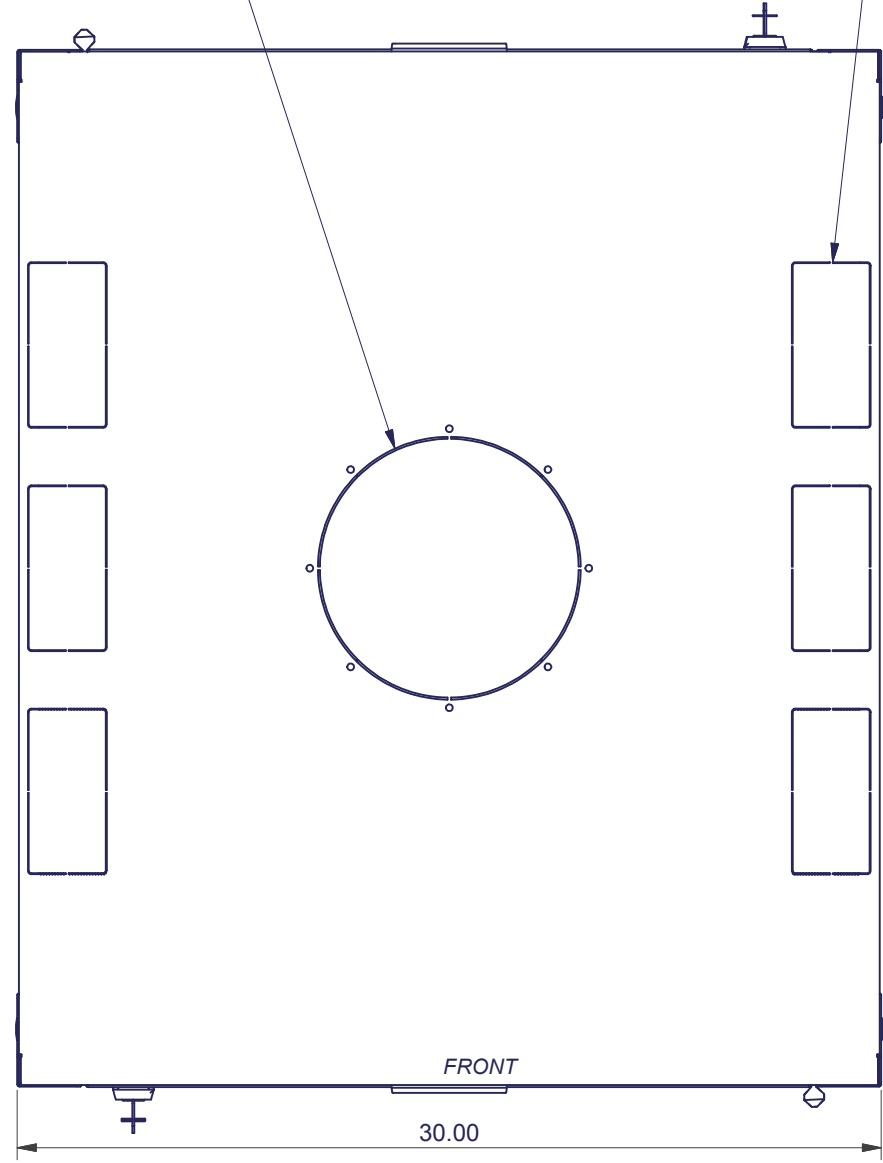
1/2"-13UNC THREADED
HOLE FOR LEVELERS

1/2"-13UNC THREADED
HOLE FOR CASTERS

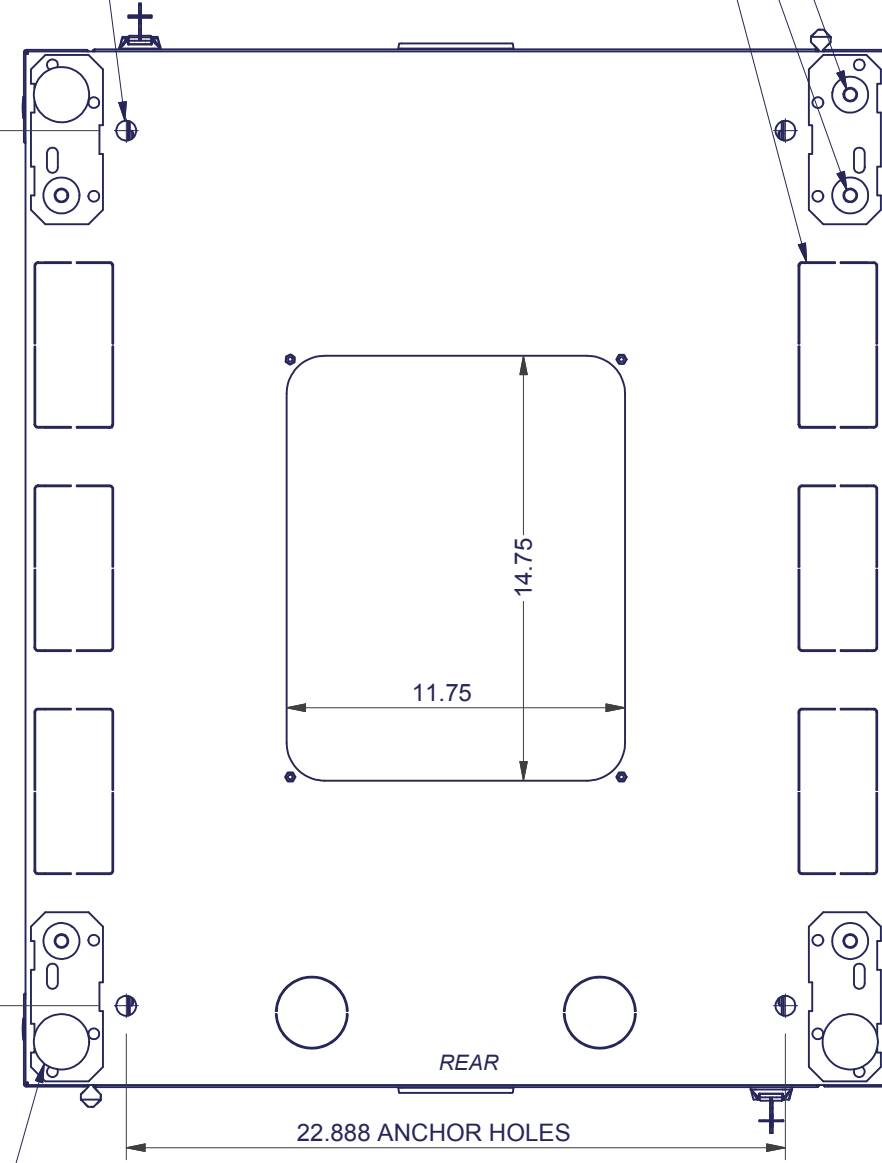
(6) CABLE ACCESS
KNOCKOUTS ARE
5.75" x 2.75" EACH

Ø.687 ∇ FOR
ANCHORING

ANCHOR HOLE SPACING
SEE TABLE BELOW

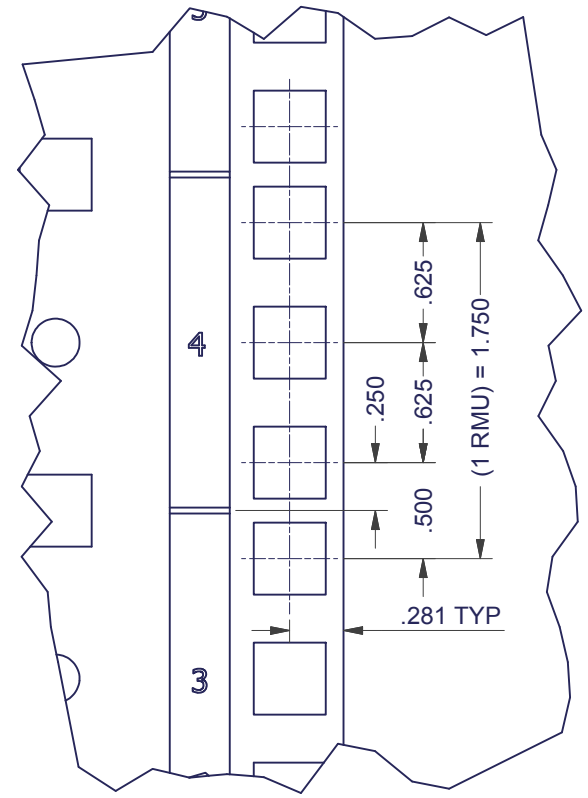


TOP VIEW



BOTTOM VIEW

LEVELERS SUPPLIED
BUT NOT INSTALLED



DETAIL A
FROM SHEET 2

ENCLOSURE ANCHOR HOLE SPACING	
PART NUMBER	SPACING DEPTH
GL843036CL2MM	30.4 IN
GL843042CL2MM	36.4 IN
GL843048CL2MM	42.4 IN

INTERPRET DRAWING PER ASME Y14.5M-1994
DIMENSIONAL LIMITS APPLY
AFTER APPLICATION OF FINISH
DRAWING NOT TO SCALE
TOLERANCE UNLESS OTHERWISE NOTED:
ANGULAR +/- .1°
.XXXX +/- .010
.XXX +/- .015
.XX +/- .030
.X FOR REF. ONLY

NOTICE:

Use of this document is subject to a confidentiality and nondisclosure agreement with Great Lakes Case & Cabinet Co., Inc. (GLCC) and may not be reproduced, disclosed or utilized in whole or in part without prior written authorization from GLCC.

PART NUMBER: GL843036CL2MM	TITLE: 84"H x 30"W x 36"D, TWO-DOOR CO-LOCATION CABINET
QTY PER UNIT: 1	GREAT LAKES CASE & CABINET CO., INC. P.O. BOX 551 EDINBORO, PA 16412 PHONE (814) 734-7303 FAX (814) 734-3907 E-MAIL glcc@greatcabinets.com
MATERIAL TYPE: CRS	
MATERIAL GAUGE: VARIES	
FINISH: BLACK POWDER COAT	
DRAWN JL	DATE 8/7/2008
CHECKED & APP. WSS	DATE 5/5/2011

DWG NO: GL843036CL2MM 16	REV 16	SHEET: 3 OF 3
------------------------------------	------------------	---------------



UNLESS OTHERWISE SPECIFIED
ALL DIMENSIONS ARE IN INCHES