

GL843036CL2PF

OPEN ISO VIEW

INTERPRET DRAWING PER ASME Y14.5M-1994
DIMENSIONAL LIMITS APPLY AFTER APPLICATION OF FINISH
DRAWING NOT TO SCALE
TOLERANCE UNLESS OTHERWISE NOTED:
ANGULAR +/- .1°
.XXXX +/- .010
.XXX +/- .015
.XX +/- .030
.X FOR REF. ONLY

NOTICE:
Use of this document is subject to a confidentiality and nondisclosure agreement with Great Lakes Case & Cabinet Co., Inc. (GLCC) and may not be reproduced, disclosed or utilized in whole or in part without prior written authorization from GLCC.

PART NUMBER: GL843036CL2PF	
QTY PER UNIT: 1	
MATERIAL TYPE: CRS	
MATERIAL GAUGE: VARIES	
FINISH: BLACK POWDERCOAT	
DRAWN JL	DATE 8/7/2008
CHECKED & APP. WSS	DATE 9/22/2009

TITLE: **84"H x 30"W x 36"D, TWO DOOR CO-LOCATION CABINET**
GREAT LAKES CASE & CABINET CO., INC.
P.O. BOX 551 EDINBORO, PA 16412
PHONE (814) 734-7303 FAX (814) 734-3907
E-MAIL glcc@greatcabinets.com



THIRD ANGLE PROJECTION
UNLESS OTHERWISE SPECIFIED ALL DIMENSIONS ARE IN INCHES

DWG NO: GL843036CL2PF	REV 16	SHEET: 1 OF 3
---------------------------------	------------------	---------------

FULLY ADJUSTABLE 19"EIA
EQUIPMENT RAILS w/ 3/8" SQ.

18.312 ±TOT
17.750 INSIDE

(21 RMU) = 36.81 PER
EACH COMPARTMENT

FRONT VIEW
DOORS REMOVED FOR CLARITY

(2) FRONT PERIMETER
VENTED PLEXIGLAS DOORS

84.00

30.00

LEVELORS SUPPLIED
BUT NOT INSTALLED

FRONT VIEW

CABLE MANAGEMENT WIREWAYS
SECURE FROM EACH COMPARTMENT
CABLE ENTRY CAN BE FROM EITHER
THE TOP (AS SHOWN) OR THE BOTTOM

DEPTH, SEE TABLE BELOW

RIGHT SIDE VIEW
SIDE PANELS REMOVED FOR CLARITY

NETWORKING
HOLES FOR
OPTIONAL #G101
HARDWARE

(2) SOLID REAR DOORS
w/ EXHAUST FANS,
150 CFM TOTAL PER
EACH DOOR

LEVELORS SUPPLIED
BUT NOT INSTALLED

REAR VIEW

ENCLOSURE DEPTHS	
PART NUMBER	DEPTH
GL8436CL2PF	36 IN
GL8442CL2PF	42 IN
GL8448CL2PF	48 IN



THIRD ANGLE
PROJECTION

INTERPRET DRAWING PER ASME Y14.5M-1994
DIMENSIONAL LIMITS APPLY AFTER APPLICATION OF FINISH
DRAWING NOT TO SCALE
TOLERANCE UNLESS OTHERWISE NOTED:
ANGULAR +/- .1°
.XXXX +/- .010
.XXX +/- .015
.XX +/- .030
X FOR REF. ONLY
UNLESS OTHERWISE SPECIFIED ALL DIMENSIONS ARE IN INCHES

NOTICE:

Use of this document is subject to a confidentiality and nondisclosure agreement with Great Lakes Case & Cabinet Co., Inc. (GLCC) and may not be reproduced, disclosed or utilized in whole or in part without prior written authorization from GLCC.

PART NUMBER: GL843036CL2PF	TITLE 84"H x 30"W x 36"D, TWO DOOR CO-LOCATION CABINET
QTY PER UNIT: 1	GREAT LAKES CASE & CABINET CO., INC. P.O. BOX 551 EDINBORO, PA 16412 PHONE (814) 734-7303 FAX (814) 734-3907 E-MAIL glcc@greatcabinets.com
MATERIAL TYPE: CRS	
MATERIAL GAUGE: VARIES	
FINISH: BLACK POWDER COAT	
DRAWN JL	DATE 8/7/2008
CHECKED & APP. WSS	DATE 9/22/2009

DWG NO: GL843036CL2PF	REV 16	SHEET: 2 OF 3
---------------------------------	------------------	---------------

8 7 6 5 4 3 2 1

KNOCKOUT FOR OPTIONAL
550 CFM EXHAUST FAN,
110 VAC, PART #7217-10

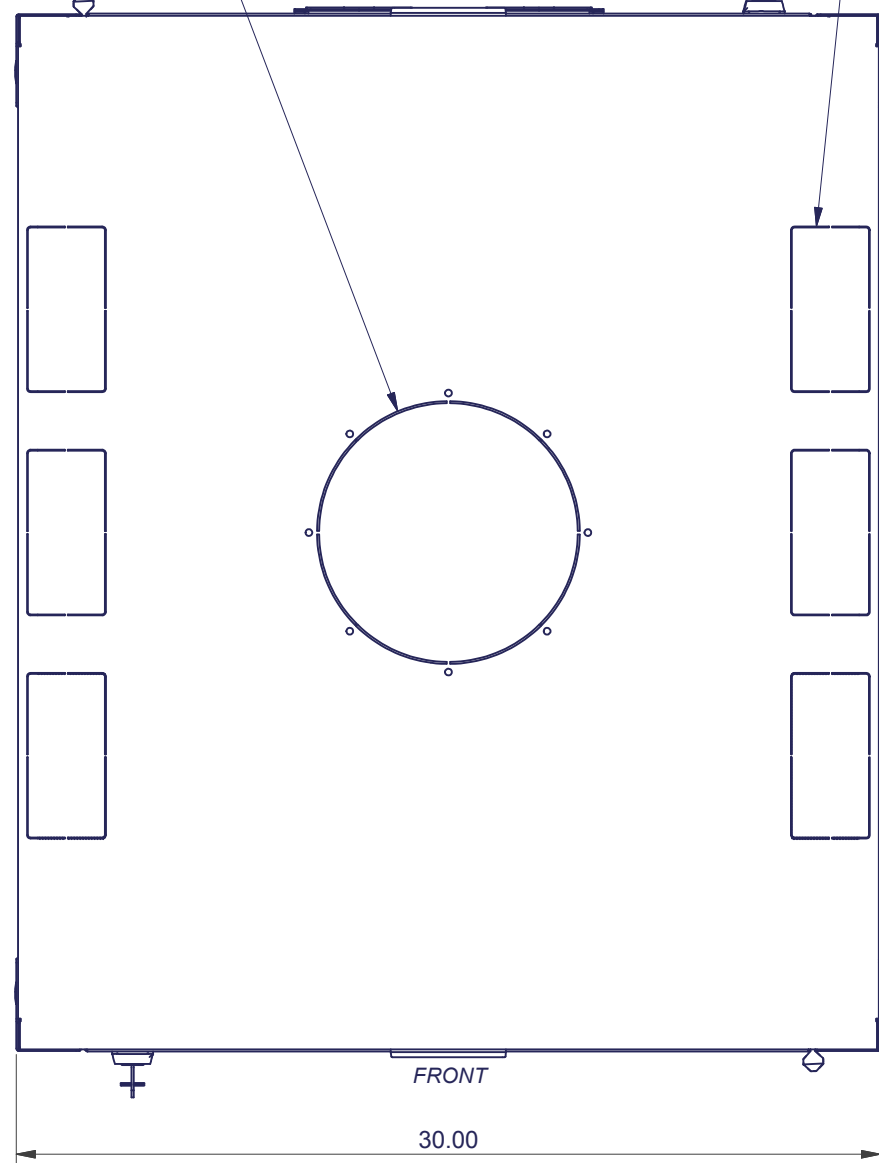
(6) CABLE ACCESS
KNOCKOUTS ARE
5.75" x 2.75" EACH

Ø.687 ▽ FOR
ANCHORING

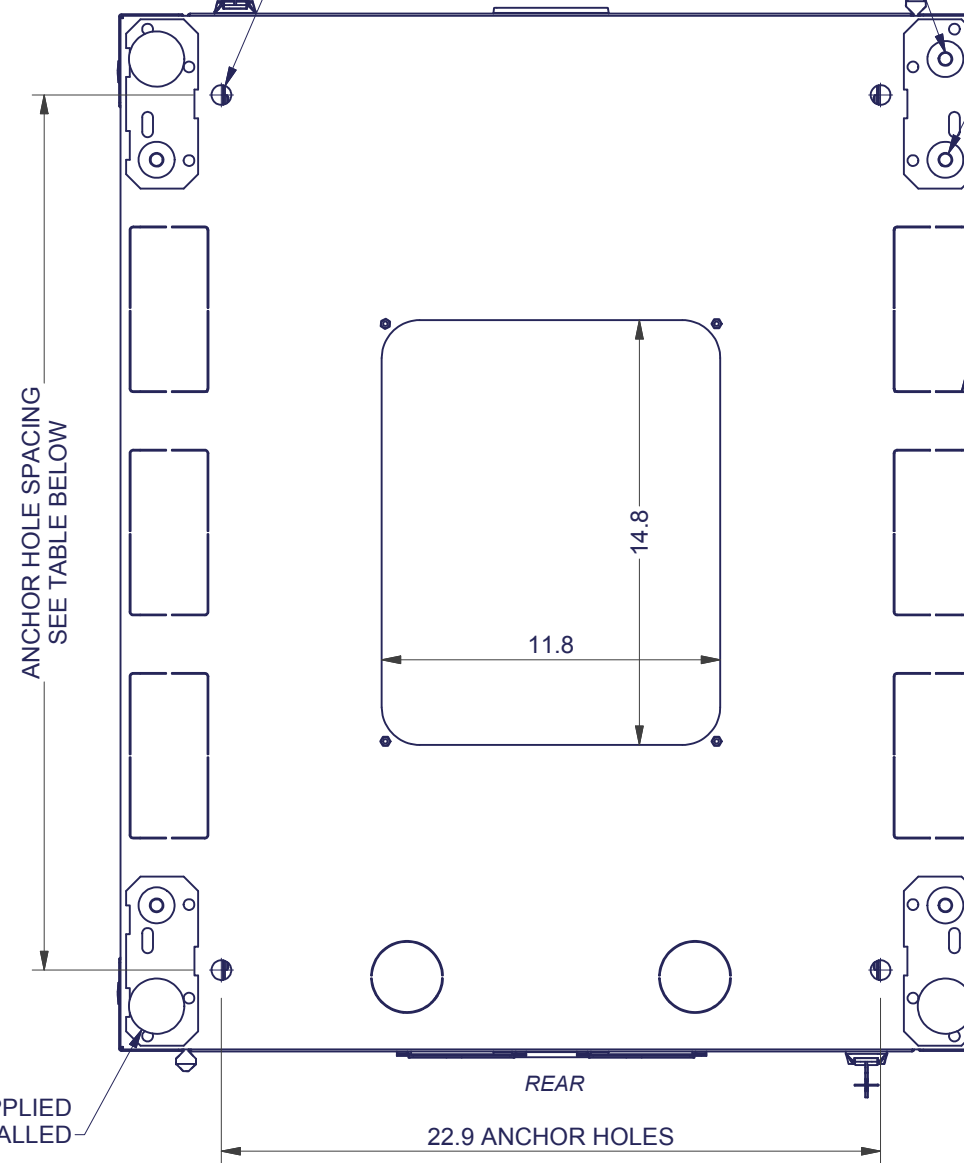
1/2-13UNC THREADED
HOLE FOR LEVELERS

1/2-13UNC THREADED
HOLE FOR CASTERS

(6) CABLE ACCESS
KNOCKOUTS ARE
5.75" x 2.75" EACH



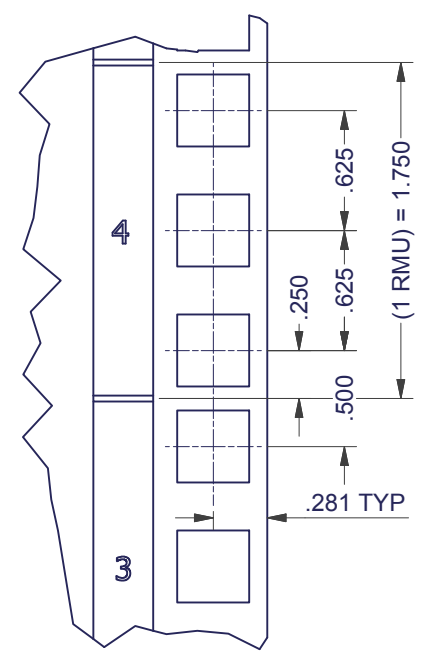
TOP VIEW



BOTTOM VIEW

ANCHOR HOLE SPACING
SEE TABLE BELOW

LEVELERS SUPPLIED
BUT NOT INSTALLED



DETAIL A
FROM SHEET 2

ENCLOSURE ANCHOR HOLE SPACING	
PART NUMBER	SPACING DEPTH
GL843036CL2PF	30.4 IN
GL843042CL2PF	36.4 IN
GL844308CL2PF	42.4 IN

INTERPRET DRAWING PER ASME Y14.5M-1994
DIMENSIONAL LIMITS APPLY
AFTER APPLICATION OF FINISH
DRAWING NOT TO SCALE
TOLERANCE UNLESS OTHERWISE NOTED:
ANGULAR +/- 1°
.XXXX +/- .010
.XXX +/- .015
.XX +/- .030
.X FOR REF. ONLY

NOTICE:
Use of this document is subject to a confidentiality and nondisclosure agreement with Great Lakes Case & Cabinet Co., Inc. (GLCC) and may not be reproduced, disclosed or utilized in whole or in part without prior written authorization from GLCC.

PART NUMBER:
GL843036CL2PF
QTY PER UNIT: 1
MATERIAL TYPE: CRS
MATERIAL GAUGE: VARIES
FINISH: BLACK POWDER COAT

TITLE: **84"H x 30"W x 36"D, TWO DOOR CO-LOCATION CABINET**
GREAT LAKES CASE & CABINET CO., INC.
P.O. BOX 551 EDINBORO, PA 16412
PHONE (814) 734-7303 FAX (814) 734-3907
E-MAIL glcc@greatcabinets.com

THIRD ANGLE PROJECTION

UNLESS OTHERWISE SPECIFIED
ALL DIMENSIONS ARE IN INCHES

DRAWN: JL DATE: 8/7/2008
CHECKED & APP. DATE: 9/22/2009
WSS

DWG NO: **GL843036CL2PF** REV: **16** SHEET: 3 OF 3

8 7 6 5 4 3 2 1