

GL843036CL3MM

OPEN VIEW



INTERPRET DRAWING PER ASME Y14.5M-1994
DIMENSIONAL LIMITS APPLY AFTER APPLICATION OF FINISH
DRAWING NOT TO SCALE
TOLERANCE UNLESS OTHERWISE NOTED:
ANGULAR +/- .1°
.XXXX +/- .010
.XXX +/- .015
.XX +/- .030
.X FOR REF. ONLY
UNLESS OTHERWISE SPECIFIED ALL DIMENSIONS ARE IN INCHES

NOTICE:
 Use of this document is subject to a confidentiality and nondisclosure agreement with Great Lakes Case & Cabinet Co., Inc. (GLCC) and may not be reproduced, disclosed or utilized in whole or in part without prior written authorization from GLCC.

PART NUMBER: GL843036CL3MM
QTY PER UNIT: 1
MATERIAL TYPE: CRS
MATERIAL GAUGE: VARIES
FINISH: BLACK POWDERCOAT
DRAWN: JL DATE: 8/7/2008
CHECKED & APP. DATE: WSS 5/5/2011

TITLE: 84"H x 30"W x 36"D, THREE-DOOR CO-LOCATION CABINET
GREAT LAKES CASE & CABINET CO., INC. P.O. BOX 551 EDINBORO, PA 16412 PHONE (814) 734-7303 FAX (814) 734-3907 E-MAIL glcc@greatcabinets.com
DWG NO: GL843036CL3MM 7
REV: 7
SHEET: 1 OF 3

FULLY ADJUSTABLE 19"EIA
EQUIPMENT RAILS, 3/8" SQ.

30.00

18.312 \pm TO \pm

17.75 INSIDE

A

(14 RMU) = 24.625 TYP
PER COMPARTMENT

FRONT VIEW
DOORS REMOVED
FOR CLARITY

PERIMETER VENTED
MESH DOORS

84.00

FRONT VIEW

CABLE MANAGEMENT RACEWAYS
SECURE FROM EACH FOR THE
OTHER COMPARTMENTS; CABLE
ENTRY CAN BE FROM THE TOP
(AS SHOWN) OR THE BOTTOM

LEVELERS INCLUDED
BUT NOT INSTALLED

RIGHT SIDE VIEW
SIDE PANELS REMOVED
FOR CLARITY

PERIMETER VENTED
MESH DOORS

NETWORK HOLES
FOR OPTIONAL
#G101 HARDWARE

REAR VIEW

ENCLOSURE DEPTHS	
PART NUMBER	DEPTH
GL843036CL3MM	36 IN
GL843042CL3MM	42 IN
GL843048CL3MM	48 IN

INTERPRET DRAWING PER ASME Y14.5M-1994
DIMENSIONAL LIMITS APPLY AFTER APPLICATION OF FINISH
DRAWING NOT TO SCALE
TOLERANCE UNLESS OTHERWISE NOTED:
ANGULAR +/- 1°
.XXXX +/- .010
.XXX +/- .015
.XX +/- .030
X FOR REF. ONLY



THIRD ANGLE
PROJECTION

UNLESS OTHERWISE SPECIFIED
ALL DIMENSIONS ARE IN INCHES

NOTICE:
Use of this document is subject to
a confidentiality and nondisclosure
agreement with Great Lakes Case
& Cabinet Co., Inc. (GLCC) and may
not be reproduced, disclosed or
utilized in whole or in part without
prior written authorization from GLCC.

PART NUMBER: GL843036CL3MM	TITLE 84"H x 30"W x 36"D, THREE-DOOR CO-LOCATION CABINET
QTY PER UNIT: 1	GREAT LAKES CASE & CABINET CO., INC. P.O. BOX 551 EDINBORO, PA 16412 PHONE (814) 734-7303 FAX (814) 734-3907 E-MAIL glcc@greatcabinets.com
MATERIAL TYPE: CRS	
MATERIAL GAUGE: VARIES	
FINISH: BLACK POWDERCOAT	
DRAWN JL	DATE 8/7/2008
CHECKED & APP. WSS	DATE 5/5/2011

DWG NO: GL843036CL3MM 7	REV 7	SHEET: 2 OF 3
-----------------------------------	-----------------	---------------

KNOCKOUT FOR OPTIONAL
550 CFM EXHAUST FAN,
110VAC, PART #7217-10

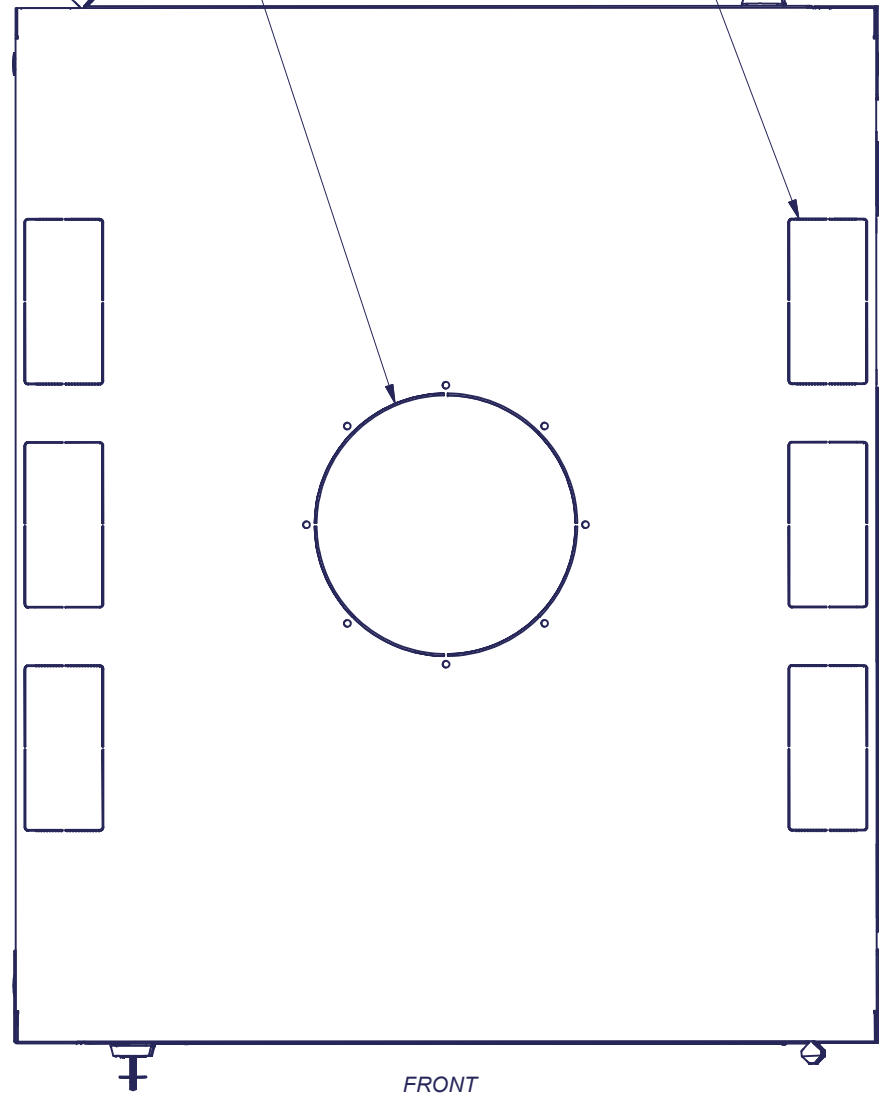
CABLE ACCESS
(6) KNOCKOUTS,
5.75 x 2.75" EACH

Ø0.687 ∇ HOLES
FOR ANCHORING

1/2-13UNC THREADED
HOLES FOR CASTORS

CABLE ACCESS
(6) KNOCKOUTS,
5.75 x 2.75" EACH

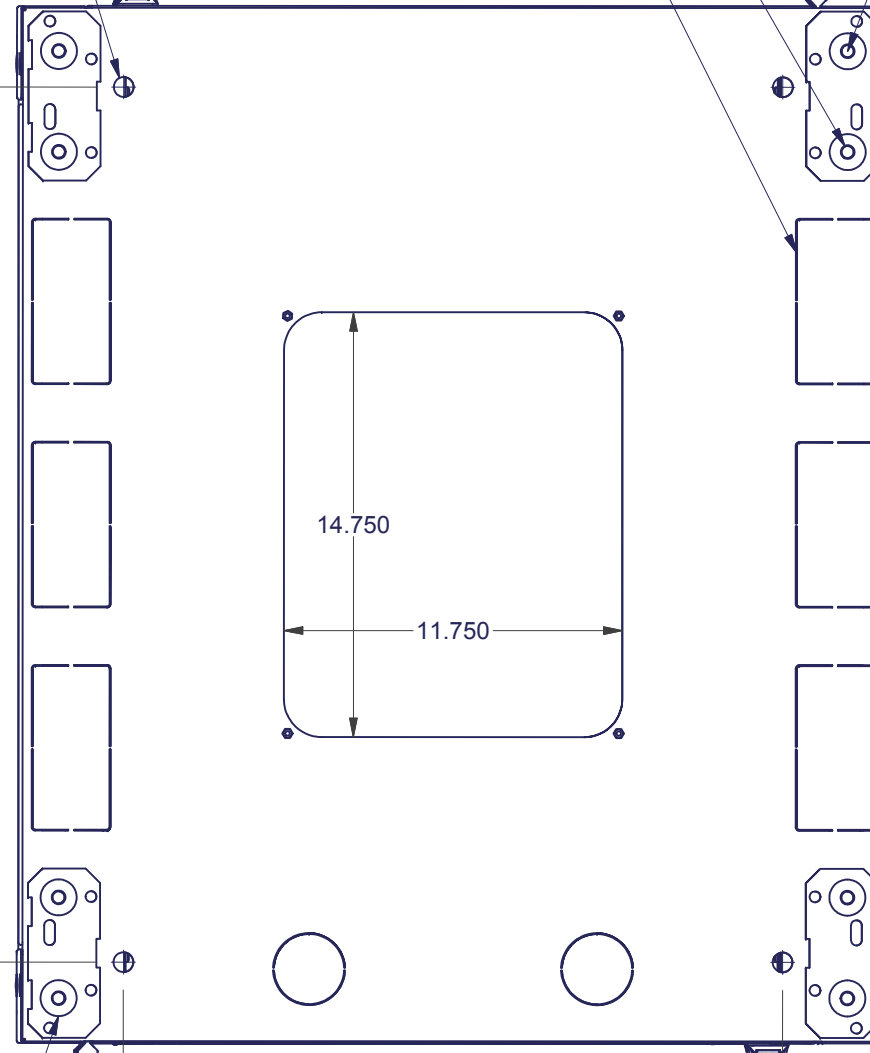
1/2-13UNC THREADED
HOLES FOR LEVELERS



FRONT
TOP VIEW

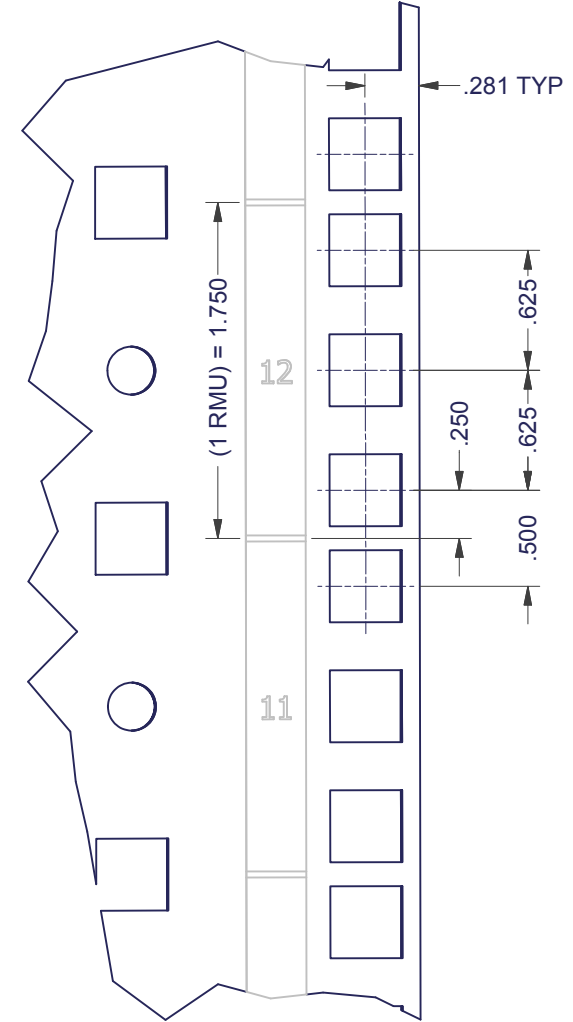
SEE TABLE
BELOW

LEVELERS INCLUDED
BUT NOT INSTALLED



REAR
BOTTOM VIEW

22.888 ANCHOR HOLES



DETAIL A
FROM SHEET 2

ENCLOSURE ANCHOR HOLE SPACING	
PART NUMBER	ANCHOR DEPTH
GL843036CL3MM	30.4 IN
GL843042CL3MM	36.4 IN
GL843048CL3MM	42.4 IN

INTERPRET DRAWING PER ASME Y14.5M-1994
DIMENSIONAL LIMITS APPLY AFTER APPLICATION OF FINISH
DRAWING NOT TO SCALE
TOLERANCE UNLESS OTHERWISE NOTED:
ANGULAR +/- .1°
.XXXX +/- .010
.XXX +/- .015
.XX +/- .030
.X FOR REF. ONLY
UNLESS OTHERWISE SPECIFIED ALL DIMENSIONS ARE IN INCHES

NOTICE:
Use of this document is subject to a confidentiality and nondisclosure agreement with Great Lakes Case & Cabinet Co., Inc. (GLCC) and may not be reproduced, disclosed or utilized in whole or in part without prior written authorization from GLCC.

PART NUMBER: GL843036CL3MM	TITLE: 84"H x 30"W x 36"D, THREE-DOOR CO-LOCATION CABINET
QTY PER UNIT: 1	GREAT LAKES CASE & CABINET CO., INC. P.O. BOX 551 EDINBORO, PA 16412 PHONE (814) 734-7303 FAX (814) 734-3907 E-MAIL glcc@greatcabinets.com
MATERIAL TYPE: CRS	
MATERIAL GAUGE: VARIES	
FINISH: BLACK POWDERCOAT	
DRAWN JL	DATE 8/7/2008
CHECKED & APP. WSS	DATE 5/5/2011

DWG NO: GL843036CL3MM 7	REV 7	SHEET: 3 OF 3
-----------------------------------	-----------------	---------------



THIRD ANGLE
PROJECTION