

GL843036CL3MM

OPEN VIEW



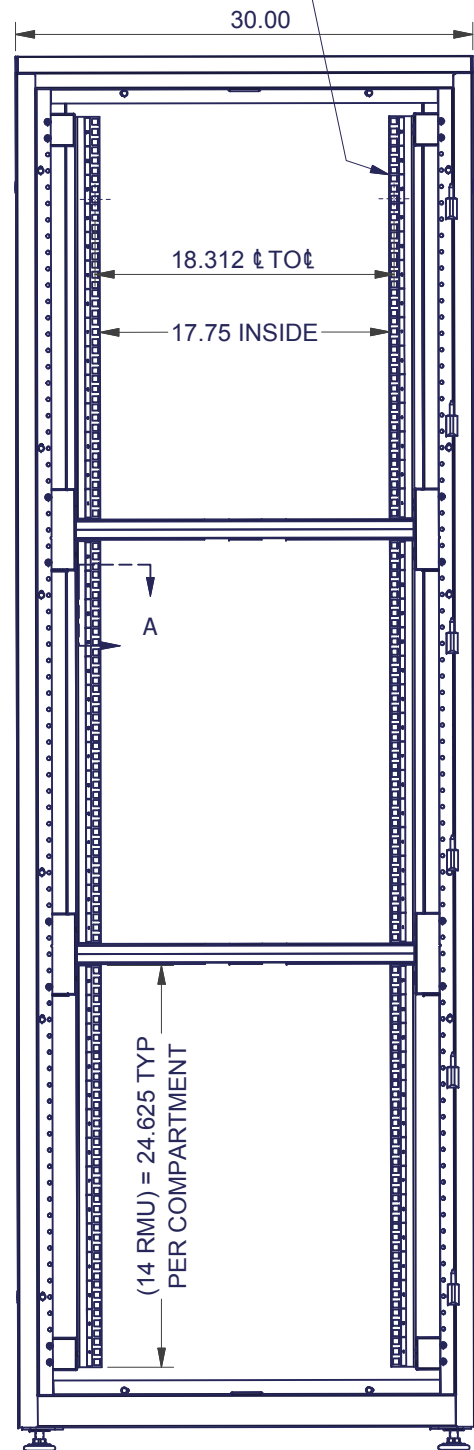
INTERPRET DRAWING PER ASME Y14.5M-1994
DIMENSIONAL LIMITS APPLY AFTER APPLICATION OF FINISH
DRAWING NOT TO SCALE
TOLERANCE UNLESS OTHERWISE NOTED:
ANGULAR +/- .1°
.XXXX +/- .010
.XXX +/- .015
.XX +/- .030
.X FOR REF. ONLY
UNLESS OTHERWISE SPECIFIED ALL DIMENSIONS ARE IN INCHES

NOTICE:
 Use of this document is subject to a confidentiality and nondisclosure agreement with Great Lakes Case & Cabinet Co., Inc. (GLCC) and may not be reproduced, disclosed or utilized in whole or in part without prior written authorization from GLCC.

PART NUMBER: GL843036CL3MM
QTY PER UNIT: 1
MATERIAL TYPE: CRS
MATERIAL GAUGE: VARIES
FINISH: BLACK POWDERCOAT
DRAWN: JL DATE: 8/7/2008
CHECKED & APP. DATE: WSS 5/5/2011

TITLE 84"H x 30"W x 36"D, THREE-DOOR CO-LOCATION CABINET
GREAT LAKES CASE & CABINET CO., INC. P.O. BOX 551 EDINBORO, PA 16412 PHONE (814) 734-7303 FAX (814) 734-3907 E-MAIL glcc@greatcabinets.com
DWG NO: GL843036CL3MM 7
REV: 7
SHEET: 1 OF 3

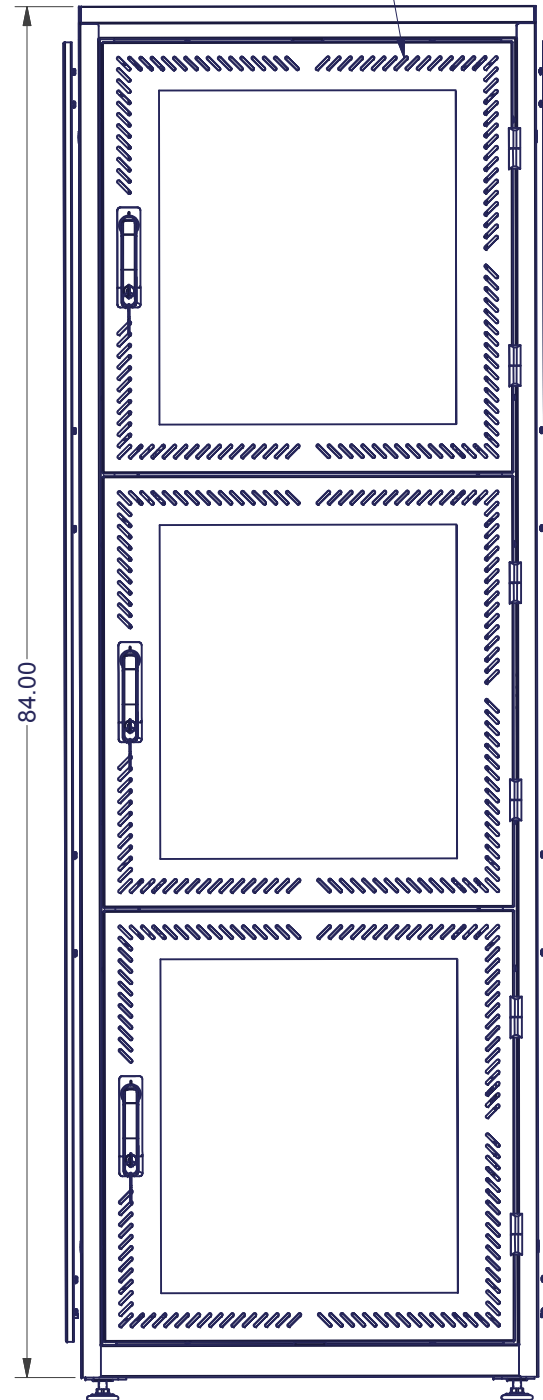
FULLY ADJUSTABLE 19"EIA
EQUIPMENT RAILS, 3/8" SQ.



FRONT VIEW
DOORS REMOVED
FOR CLARITY

LEVELERS INCLUDED
BUT NOT INSTALLED

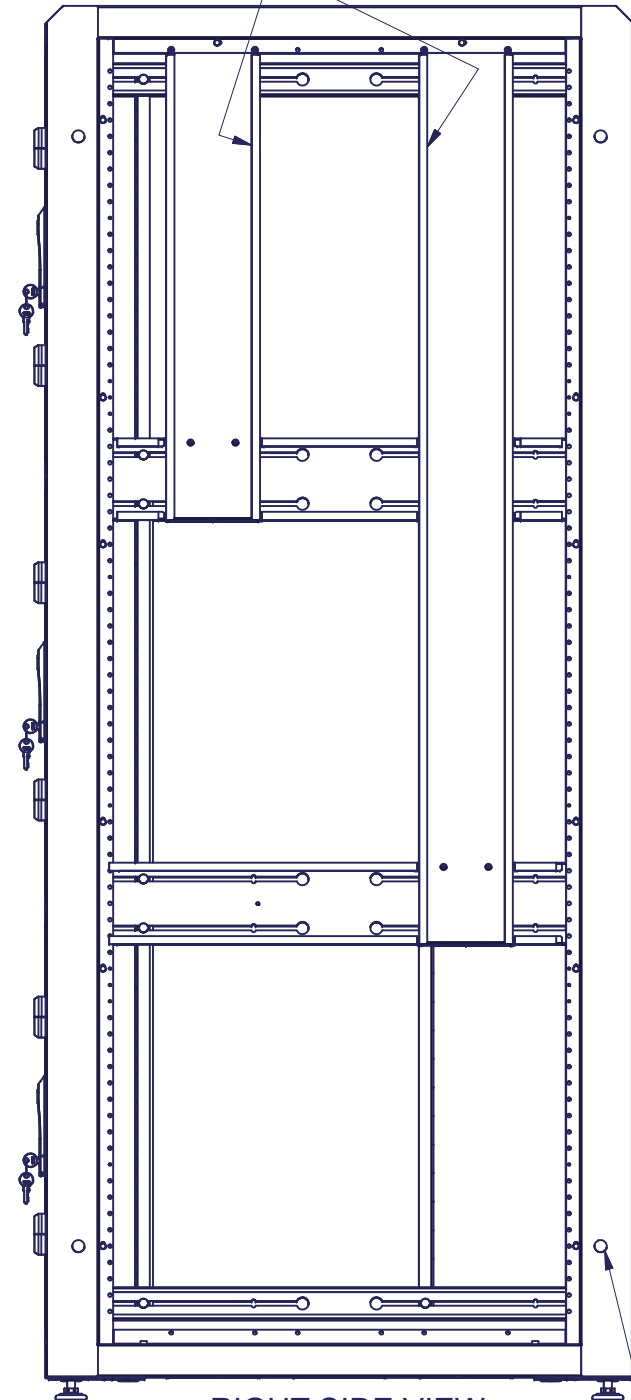
PERIMETER VENTED
MESH DOORS



FRONT VIEW

LEVELERS INCLUDED
BUT NOT INSTALLED


CABLE MANAGEMENT RACEWAYS
SECURE FROM EACH FOR THE
OTHER COMPARTMENTS; CABLE
ENTRY CAN BE FROM THE TOP
(AS SHOWN) OR THE BOTTOM



RIGHT SIDE VIEW
SIDE PANELS REMOVED
FOR CLARITY

NETWORK HOLES
FOR OPTIONAL
#G101 HARDWARE

PERIMETER VENTED
MESH DOORS



REAR VIEW

LEVELERS INCLUDED
BUT NOT INSTALLED

ENCLOSURE DEPTHS	
PART NUMBER	DEPTH
GL843036CL3MM	36 IN
GL843042CL3MM	42 IN
GL843048CL3MM	48 IN

INTERPRET DRAWING PER ASME Y14.5M-1994
DIMENSIONAL LIMITS APPLY
AFTER APPLICATION OF FINISH
DRAWING NOT TO SCALE
TOLERANCE UNLESS OTHERWISE NOTED:
ANGULAR +/- .1°
.XXXX +/- .010
.XXX +/- .015
.XX +/- .030
.X FOR REF. ONLY

NOTICE:

Use of this document is subject to a confidentiality and nondisclosure agreement with Great Lakes Case & Cabinet Co., Inc. (GLCC) and may not be reproduced, disclosed or utilized in whole or in part without prior written authorization from GLCC.

PART NUMBER:
GL843036CL3MM
QTY PER UNIT: 1
MATERIAL TYPE:
CRS
MATERIAL GAUGE:
VARIES
FINISH: BLACK POWDERCOAT
DRAWN: JL
DATE: 8/7/2008
CHECKED & APP.: WSS
DATE: 5/5/2011

TITLE
**84"H x 30"W x 36"D, THREE-DOOR
CO-LOCATION CABINET**
GREAT LAKES CASE & CABINET CO., INC.
P.O. BOX 551 EDINBORO, PA 16412
PHONE (814) 734-7303 FAX (814) 734-3907
E-MAIL glcc@greatcabinets.com

DWG NO.: **GL843036CL3MM 7**
REV: 7
SHEET: 2 OF 3



THIRD ANGLE
PROJECTION

UNLESS OTHERWISE SPECIFIED
ALL DIMENSIONS ARE IN INCHES

KNOCKOUT FOR OPTIONAL
550 CFM EXHAUST FAN,
110VAC, PART #7217-10

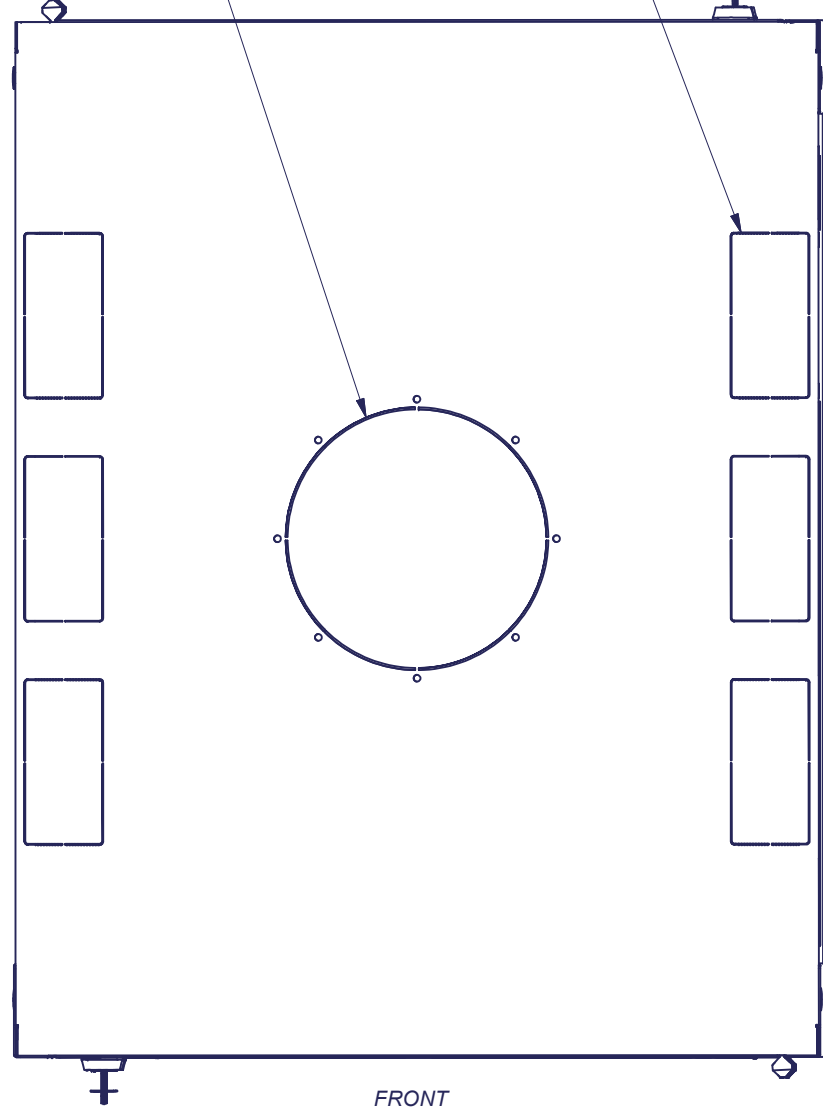
CABLE ACCESS
(6) KNOCKOUTS,
5.75 x 2.75" EACH

Ø0.687 ∇ HOLES
FOR ANCHORING

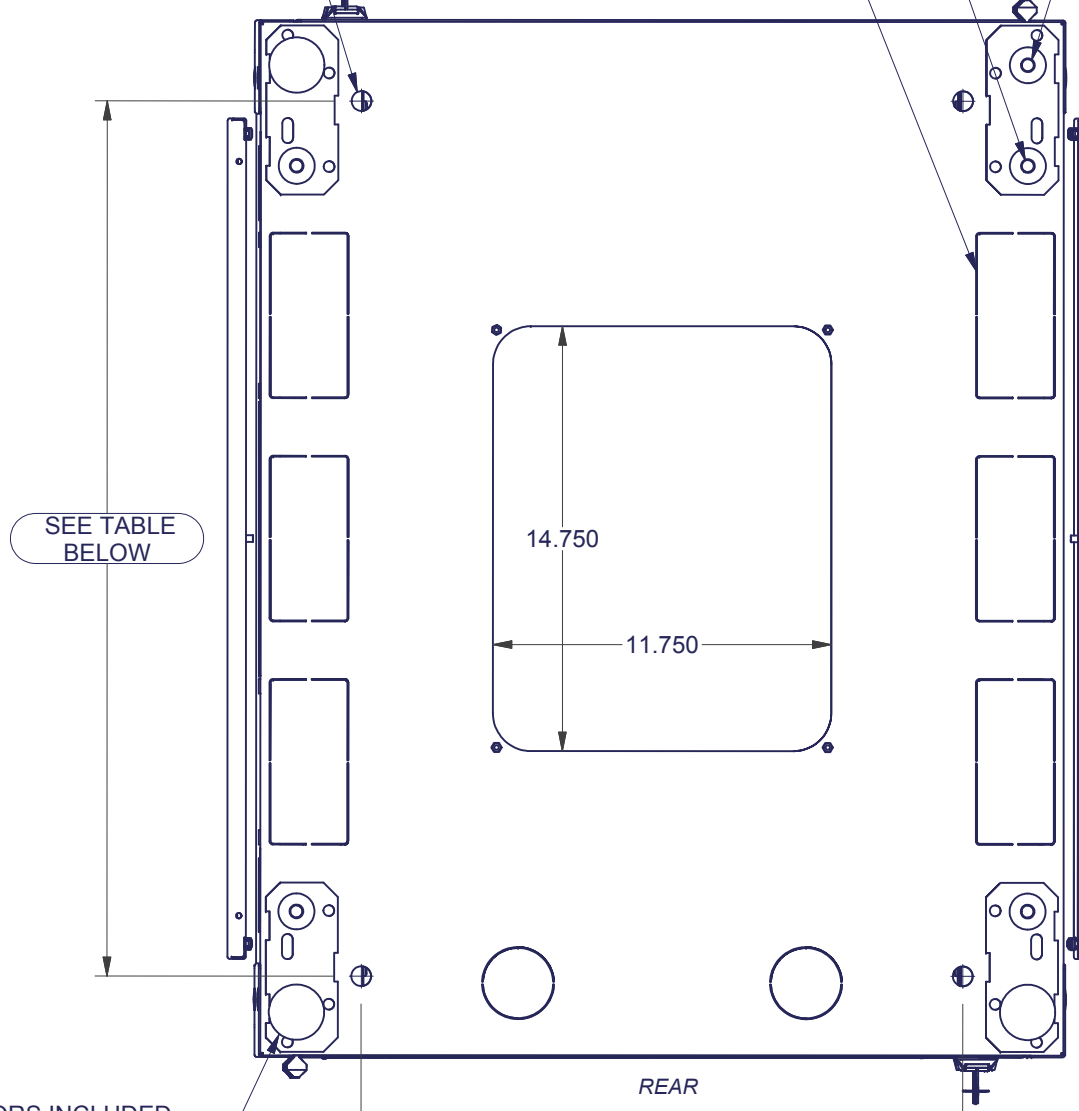
1/2-13UNC THREADED
HOLES FOR CASTORS

CABLE ACCESS
(6) KNOCKOUTS,
5.75 x 2.75" EACH

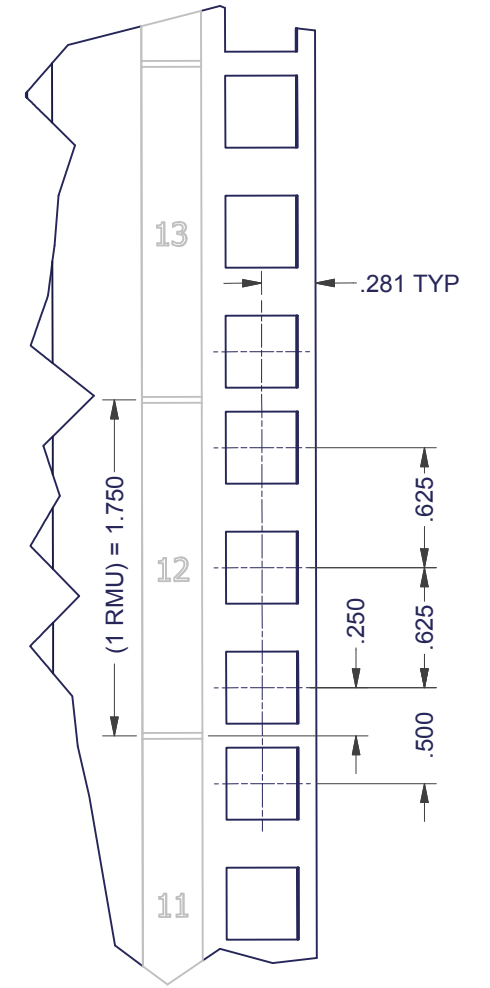
1/2-13UNC THREADED
HOLES FOR LEVELERS



TOP VIEW



BOTTOM VIEW



DETAIL A
FROM SHEET 2

ENCLOSURE ANCHOR HOLE SPACING	
PART NUMBER	ANCHOR DEPTH
GL843036CL3MM	30.4 IN
GL843042CL3MM	36.4 IN
GL843048CL3MM	42.4 IN

INTERPRET DRAWING PER ASME Y14.5M-1994
DIMENSIONAL LIMITS APPLY AFTER APPLICATION OF FINISH
DRAWING NOT TO SCALE
TOLERANCE UNLESS OTHERWISE NOTED:
ANGULAR +/- 1°
.XXXX +/- .010
.XXX +/- .015
.XX +/- .030
.X FOR REF. ONLY

NOTICE:
Use of this document is subject to a confidentiality and nondisclosure agreement with Great Lakes Case & Cabinet Co., Inc. (GLCC) and may not be reproduced, disclosed or utilized in whole or in part without prior written authorization from GLCC.

PART NUMBER: GL843036CL3MM	
QTY PER UNIT: 1	
MATERIAL TYPE: CRS	
MATERIAL GAUGE: VARIES	
FINISH: BLACK POWDERCOAT	
DRAWN JL	DATE 8/7/2008
CHECKED & APP. WSS	DATE 5/5/2011

TITLE 84"H x 30"W x 36"D, THREE-DOOR CO-LOCATION CABINET	
GREAT LAKES CASE & CABINET CO., INC. P.O. BOX 551 EDINBORO, PA 16412 PHONE (814) 734-7303 FAX (814) 734-3907 E-MAIL glcc@greatcabinets.com	
DWG NO: GL843036CL3MM 7	REV 7



UNLESS OTHERWISE SPECIFIED
ALL DIMENSIONS ARE IN INCHES