

GL843036CL3PF

SOLID SIDE PANELS ARE SECURED FROM INSIDE THE ENCLOSURE

LEVELORS INCLUDED BUT NOT INSTALLED

OPEN VIEW

SOLID BOTTOM PANEL

(3) MESH FRONT DOORS

(3) SOLID DOORS W/ FAN TRAY

EACH COMPARTMENT IS UNIQUELY KEYPED

INTERPRET DRAWING PER ASME Y14.5M-1994
DIMENSIONAL LIMITS APPLY AFTER APPLICATION OF FINISH
DRAWING NOT TO SCALE
TOLERANCE UNLESS OTHERWISE NOTED:
ANGULAR +/- .1°
.XXXX +/- .010
.XXX +/- .015
.XX +/- .030
.X FOR REF. ONLY
UNLESS OTHERWISE SPECIFIED ALL DIMENSIONS ARE IN INCHES

NOTICE:

Use of this document is subject to a confidentiality and nondisclosure agreement with Great Lakes Case & Cabinet Co., Inc. (GLCC) and may not be reproduced, disclosed or utilized in whole or in part without prior written authorization from GLCC.

PART NUMBER:	GL843036CL3PF
QTY PER UNIT:	1
MATERIAL TYPE:	CRS
MATERIAL GAUGE:	VARIES
FINISH:	BLACK POWDERCOAT
DRAWN:	JL
CHECKED & APP.:	WSS
DATE:	8/7/2008
DATE:	5/5/2011

TITLE	84"H x 30"W x 36"D, THREE DOOR CO-LOCATION CABINET	
	GREAT LAKES CASE & CABINET CO., INC.	
	P.O. BOX 551 EDINBORO, PA 16412	
	PHONE (814) 734-7303 FAX (814) 734-3907	
	E-MAIL glcc@greatcabinets.com	
DWG NO:	REV	SHEET
GL843036CL3PF	14	1 OF 3



THIRD ANGLE PROJECTION

FULLY ADJUSTABLE 19"EIA
EQUIPMENT RAILS, 3/8" SQ.

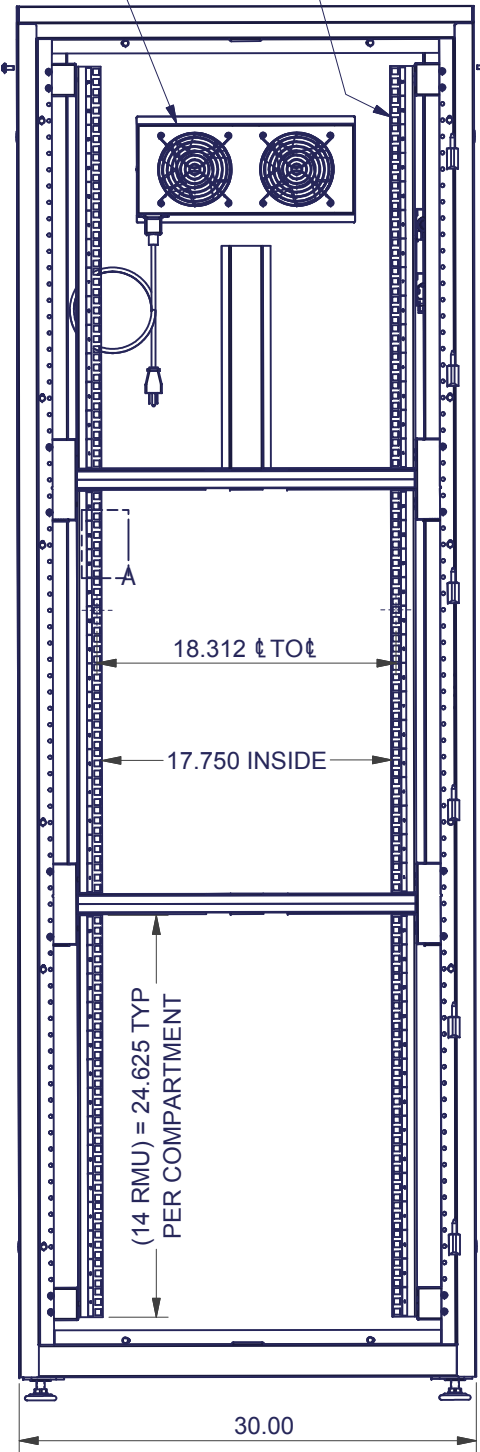
(3) SOLID FAN
DOORS ON REAR

PERIMETER VENTED
MESH DOORS

CABLE MANAGEMENT WIREWAYS SECURE FROM
EACH FOR THE OTHER COMPARTMENTS; CABLE
ENTRY CAN BE FROM TOP (AS SHOWN) OR BOTTOM

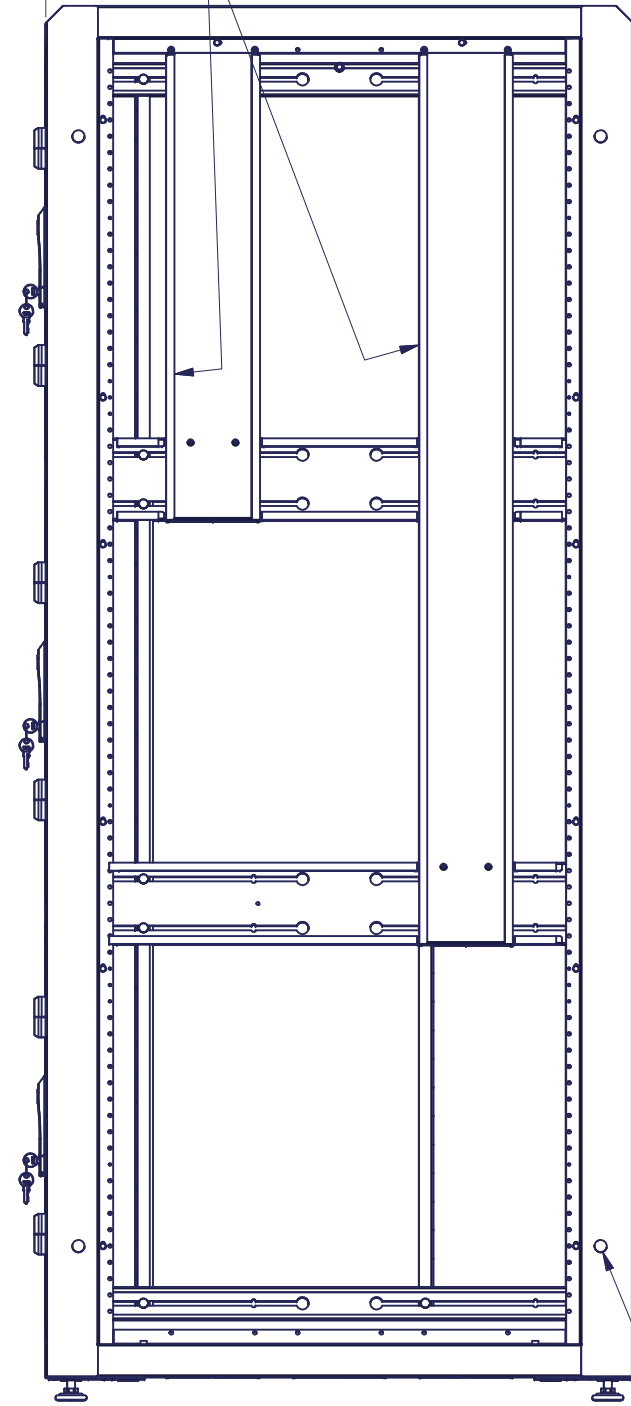
36.00

(3) SOLID FAN DOORS

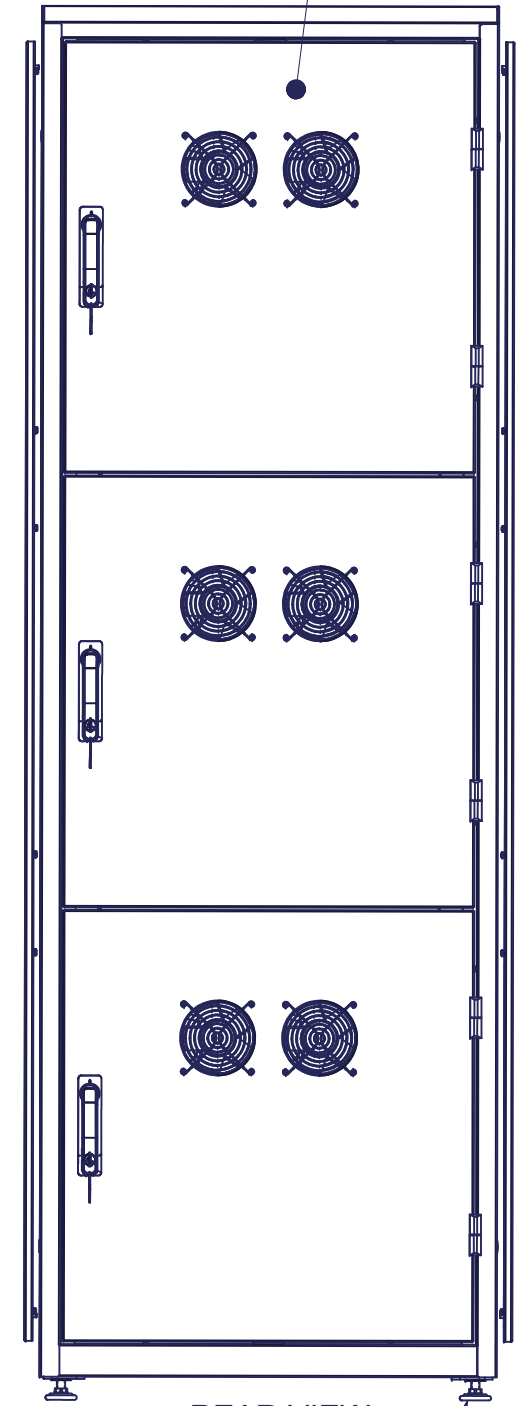


LEVELORS INCLUDED
BUT NOT INSTALLED

FRONT VIEW



RIGHT SIDE VIEW
SIDE PANELS REMOVED FOR CLARITY



REAR VIEW

LEVELORS INCLUDED
BUT NOT INSTALLED

NETWORK HOLES
FOR OPTIONAL
#G101 HARDWARE

FRONT VIEW
DOORS REMOVED FOR CLARITY

ENCLOSURE DEPTHS	
PART NUMBER	DEPTH
GL843036CL3PF	36 IN
GL843042CL3PF	42 IN
GL843048CL3PF	48 IN

INTERPRET DRAWING PER ASME Y14.5M-1994
DIMENSIONAL LIMITS APPLY AFTER APPLICATION OF FINISH
DRAWING NOT TO SCALE
TOLERANCE UNLESS OTHERWISE NOTED:
ANGULAR +/- .1°
.XXXX +/- .010
.XXX +/- .015
.XX +/- .030
.X FOR REF. ONLY



THIRD ANGLE
PROJECTION

UNLESS OTHERWISE SPECIFIED
ALL DIMENSIONS ARE IN INCHES

NOTICE:

Use of this document is subject to a confidentiality and nondisclosure agreement with Great Lakes Case & Cabinet Co., Inc. (GLCC) and may not be reproduced, disclosed or utilized in whole or in part without prior written authorization from GLCC.

PART NUMBER: GL843036CL3PF	TITLE 84"H x 30"W x 36"D, THREE-DOOR CO-LOCATION CABINET
QTY PER UNIT: 1	GREAT LAKES CASE & CABINET CO., INC. P.O. BOX 551 EDINBORO, PA 16412 PHONE (814) 734-7303 FAX (814) 734-3907 E-MAIL glcc@greatcabinets.com
MATERIAL TYPE: CRS	
MATERIAL GAUGE: VARIES	
FINISH: BLACK POWDERCOAT	
DRAWN JL	DATE 8/7/2008
CHECKED & APP. WSS	DATE 5/5/2011

DWG NO: GL843036CL3PF	REV 14
---------------------------------	------------------

SHEET: 2 OF 3

8 7 6 5 4 3 2 1

KNOCKOUT FOR OPTIONAL
550 CFM EXHAUST FAN,
110VAC, PART #7217-10

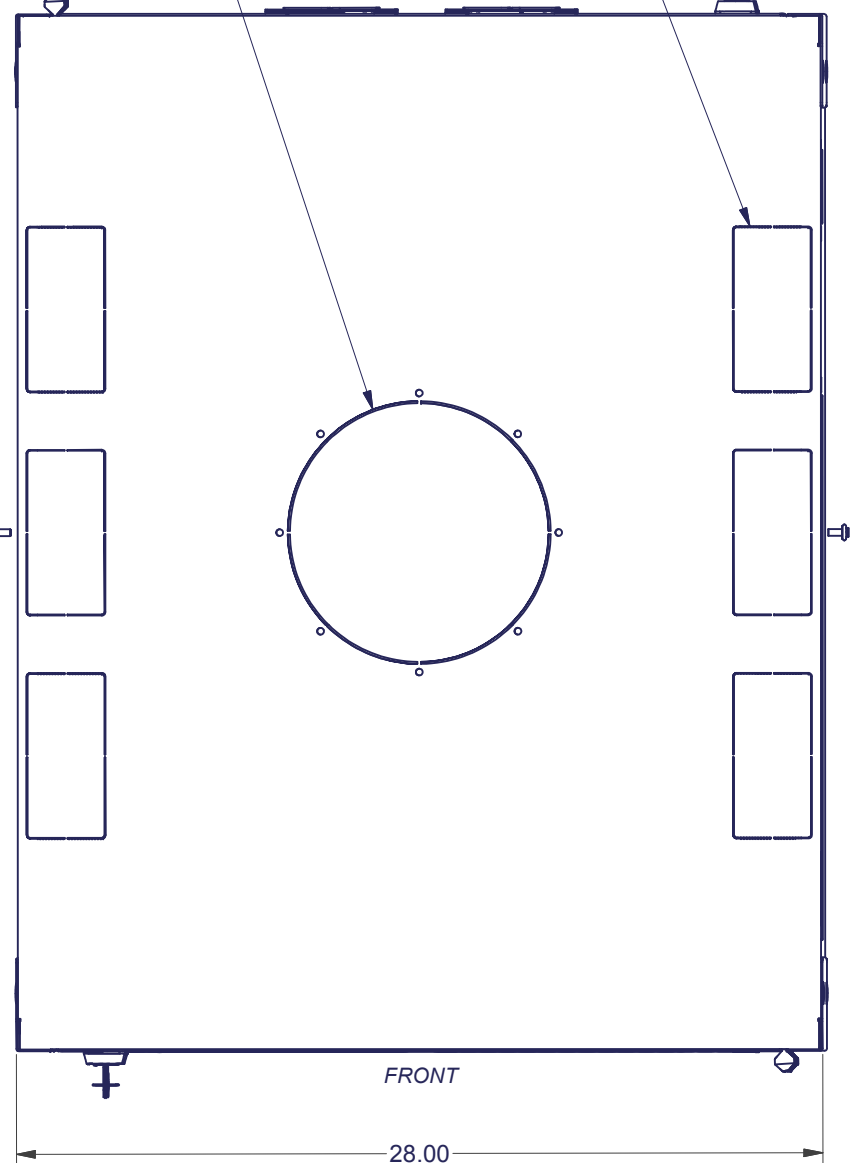
CABLE ACCESS
(6) KNOCKOUTS,
5.75 x 2.75" EACH

Ø0.687 ∇ HOLES
FOR ANCHORING

CABLE ACCESS
(6) KNOCKOUTS,
5.75 x 2.75" EACH

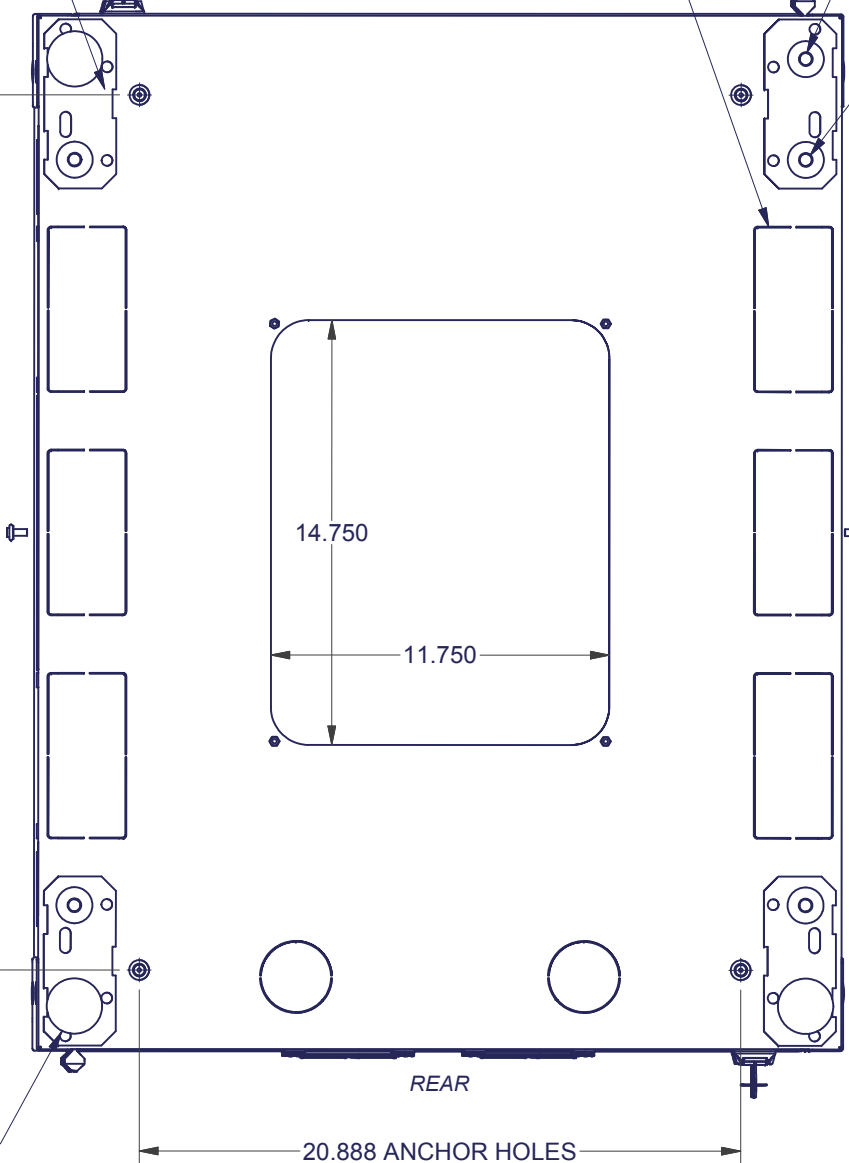
1/2-13UNC THREADED
HOLES FOR LEVELORS

1/2-13UNC THREADED
HOLES FOR CASTORS

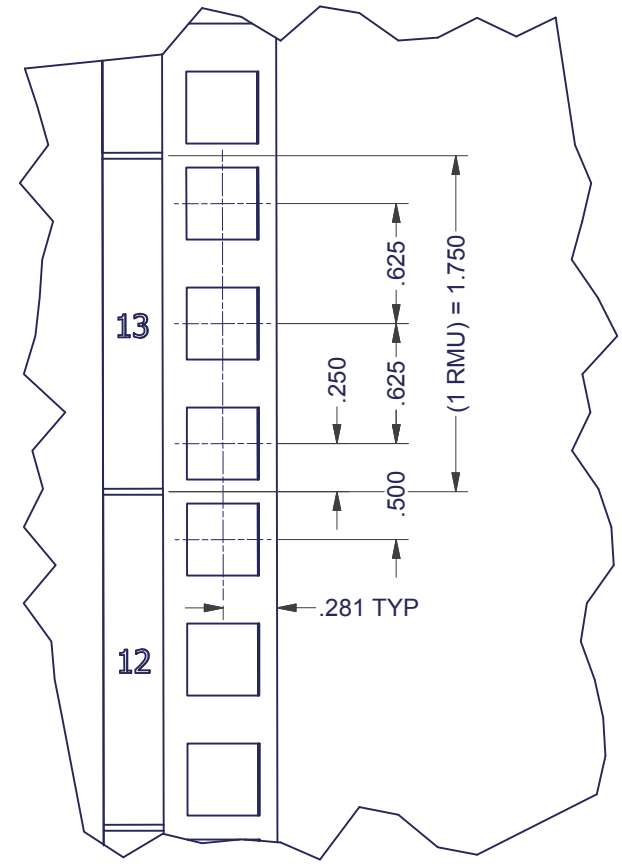


TOP VIEW

SEE TABLE
BELOW



BOTTOM VIEW



DETAIL A
(FROM SHEET 2)

LEVELORS INCLUDED
BUT NOT INSTALLED

20.888 ANCHOR HOLES

ENCLOSURE ANCHOR HOLE SPACING	
PART NUMBER	ANCHOR DEPTH
GL843036CL3PF	30.4 IN
GL843042CL3PF	36.4 IN
GL843048CL3PF	42.4 IN

INTERPRET DRAWING PER ASME Y14.5M-1994
DIMENSIONAL LIMITS APPLY
AFTER APPLICATION OF FINISH
DRAWING NOT TO SCALE
TOLERANCE UNLESS OTHERWISE NOTED:
ANGULAR +/- .1"
.XXXX +/- .010
.XXX +/- .015
.XX +/- .030
.X FOR REF. ONLY

NOTICE:

Use of this document is subject to a confidentiality and nondisclosure agreement with Great Lakes Case & Cabinet Co., Inc. (GLCC) and may not be reproduced, disclosed or utilized in whole or in part without prior written authorization from GLCC.

PART NUMBER: GL843036CL3PF	TITLE 84"H x 30"W x 36"D, THREE-DOOR CO-LOCATION CABINET
QTY PER UNIT: 1	GREAT LAKES CASE & CABINET CO., INC. P.O. BOX 551 EDINBORO, PA 16412 PHONE (814) 734-7303 FAX (814) 734-3907 E-MAIL glcc@greatcabinets.com
MATERIAL TYPE: CRS	FINISH: BLACK POWDERCOAT
MATERIAL GAUGE: VARIES	DRAWN JL
DATE 8/7/2008	CHECKED & APP. WSS
DATE 5/5/2011	

DWG NO: GL843036CL3PF	REV 14	SHEET: 3 OF 3
---------------------------------	------------------	---------------



THIRD ANGLE
PROJECTION

UNLESS OTHERWISE SPECIFIED
ALL DIMENSIONS ARE IN INCHES

8 7 6 5 4 3 2 1