

GL843042CL2MM

SOLID SIDE PANELS ARE TO BE SECURED FROM INSIDE THE ENCLOSURE

LEVELORS INCLUDED BUT NOT INSTALLED

SOLID BOTTOM PANEL
GROUND STUD

GROUND STUD

EACH COMPARTMENT IS KEYPED UNIQUELY

(4) MESH FRONT & REAR DOORS

OPEN VIEW



INTERPRET DRAWING PER ASME Y14.5M-1994
DIMENSIONAL LIMITS APPLY AFTER APPLICATION OF FINISH
DRAWING NOT TO SCALE
TOLERANCE UNLESS OTHERWISE NOTED:
ANGULAR +/- .1°
.XXXX +/- .010
.XXX +/- .015
.XX +/- .030
.X FOR REF. ONLY
UNLESS OTHERWISE SPECIFIED ALL DIMENSIONS ARE IN INCHES

NOTICE:
Use of this document is subject to a confidentiality and nondisclosure agreement with Great Lakes Case & Cabinet Co., Inc. (GLCC) and may not be reproduced, disclosed or utilized in whole or in part without prior written authorization from GLCC.

PART NUMBER: GL843042CL2MM
QTY PER UNIT: 1
MATERIAL TYPE: CRS
MATERIAL GAUGE: VARIES
FINISH: BLACK POWDERCOAT
DRAWN: JL DATE: 8/7/2008
CHECKED & APP. DATE: WSS 8/7/2008

TITLE: 84"H x 30"W x 42"D, TWO DOOR CO-LOCATION CABINET
GREAT LAKES CASE & CABINET CO., INC. P.O. BOX 551 EDINBORO, PA 16412 PHONE (814) 734-7303 FAX (814) 734-3907 E-MAIL glcc@greatcabinets.com
DWG NO: GL843042CL2MM 5
REV: 5
SHEET: 1 OF 3

FULLY ADJUSTABLE 19"EIA
EQUIPMENT RAILS, 3/8" SQ

PERIMETER VENTED
PLEXIGLAS DOORS

CABLE MANAGEMENT WIREWAYS
SECURE FROM EACH COMPARTMENT;
CABLE ENTRY CAN BE FROM THE
TOP (AS SHOWN) OR THE BOTTOM

NETWORKING HOLES
FOR OPTIONAL
#G101 HARDWARE

PERIMETER VENTED
PLEXIGLAS DOORS

18.312 \pm TO \pm

17.750 INSIDE

(21 RMU) = 36.812 PER
EACH COMPARTMENT

30.00

84.00

DEPTH, SEE TABLE BELOW

FRONT VIEW
DOORS REMOVED FOR CLARITY

LEVELORS INCLUDED
BUT NOT INSTALLED

FRONT VIEW

RIGHT SIDE VIEW
SIDE PANELS REMOVED FOR CLARITY

LEVELORS INCLUDED
BUT NOT INSTALLED

REAR VIEW

ENCLOSURE DEPTHS	
PART NUMBER	DEPTH
GL843036CL2MM	36 IN
GL843042CL2MM	42 IN
GL843048CL2MM	48 IN

INTERPRET DRAWING PER ASME Y14.5M-1994
DIMENSIONAL LIMITS APPLY
AFTER APPLICATION OF FINISH
DRAWING NOT TO SCALE
TOLERANCE UNLESS OTHERWISE NOTED:
ANGULAR +/- .1"
.XXXX +/- .010
.XXX +/- .015
.XX +/- .030
.X FOR REF. ONLY

NOTICE:

Use of this document is subject to a confidentiality and nondisclosure agreement with Great Lakes Case & Cabinet Co., Inc. (GLCC) and may not be reproduced, disclosed or utilized in whole or in part without prior written authorization from GLCC.

PART NUMBER: GL843042CL2MM	TITLE 84"H x 30"W x 42"D, TWO DOOR CO-LOCATION CABINET
QTY PER UNIT: 1	GREAT LAKES CASE & CABINET CO., INC. P.O. BOX 551 EDINBORO, PA 16412 PHONE (814) 734-7303 FAX (814) 734-3907 E-MAIL glcc@greatcabinets.com
MATERIAL TYPE: CRS	
MATERIAL GAUGE: VARIES	
FINISH: BLACK POWDERCOAT	DRAWN JL
	DATE 8/7/2008
	CHECKED & APP. WSS
	DATE 8/7/2008

DWG NO: GL843042CL2MM 5	REV 5	SHEET: 2 OF 3
-----------------------------------	-----------------	---------------



UNLESS OTHERWISE SPECIFIED
ALL DIMENSIONS ARE IN INCHES

KNOCKOUT FOR OPTIONAL
550 CFM EXHAUST FAN,
110 VAC, PART #7217-10

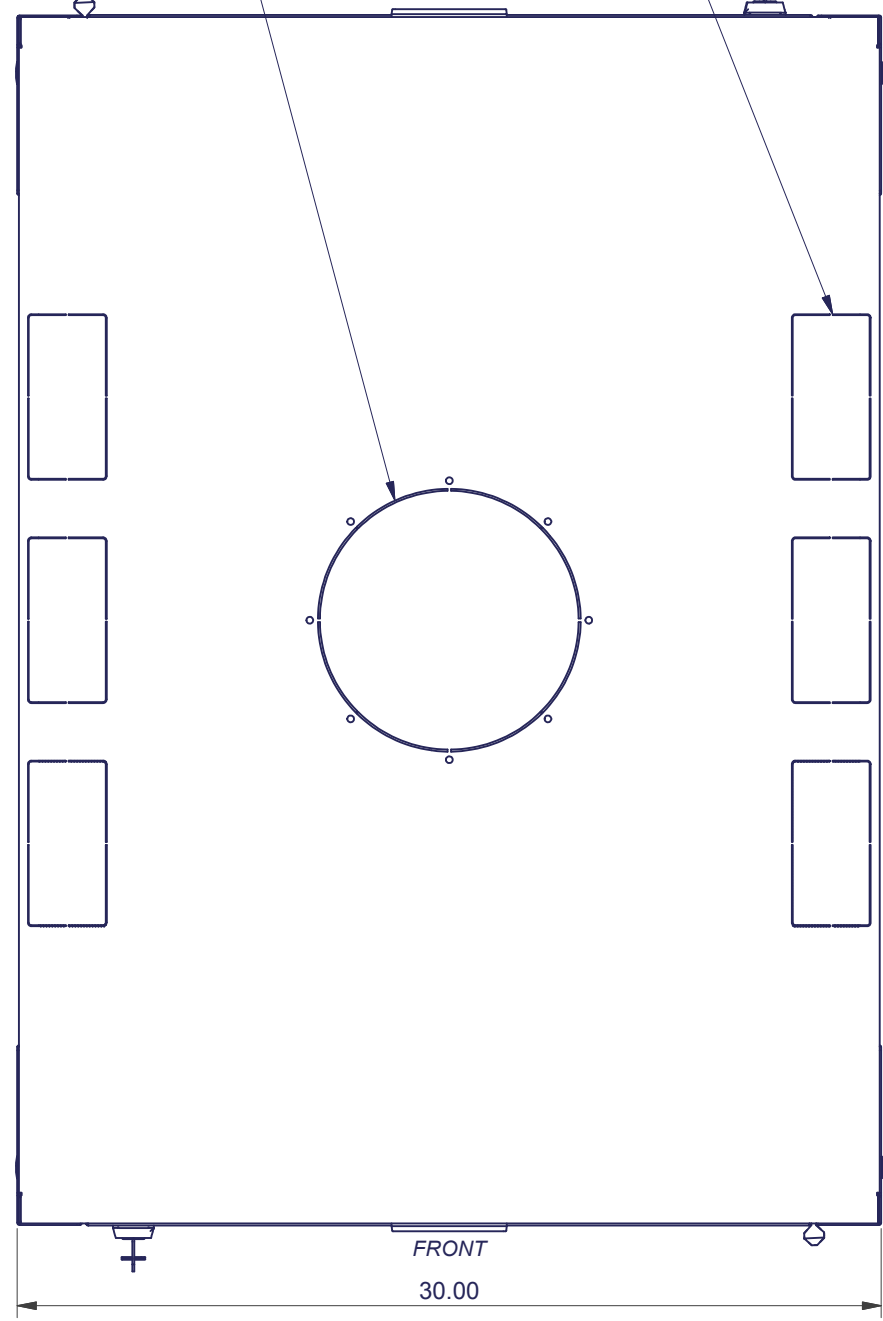
(6) CABLE ACCESS
KNOCKOUTS ARE
5.75" x 2.75" EACH

1/2"-13UNC THREADED
HOLE FOR LEVELERS

1/2"-13UNC THREADED
HOLE FOR CASTERS

(6) CABLE ACCESS
KNOCKOUTS ARE
5.75" x 2.75" EACH

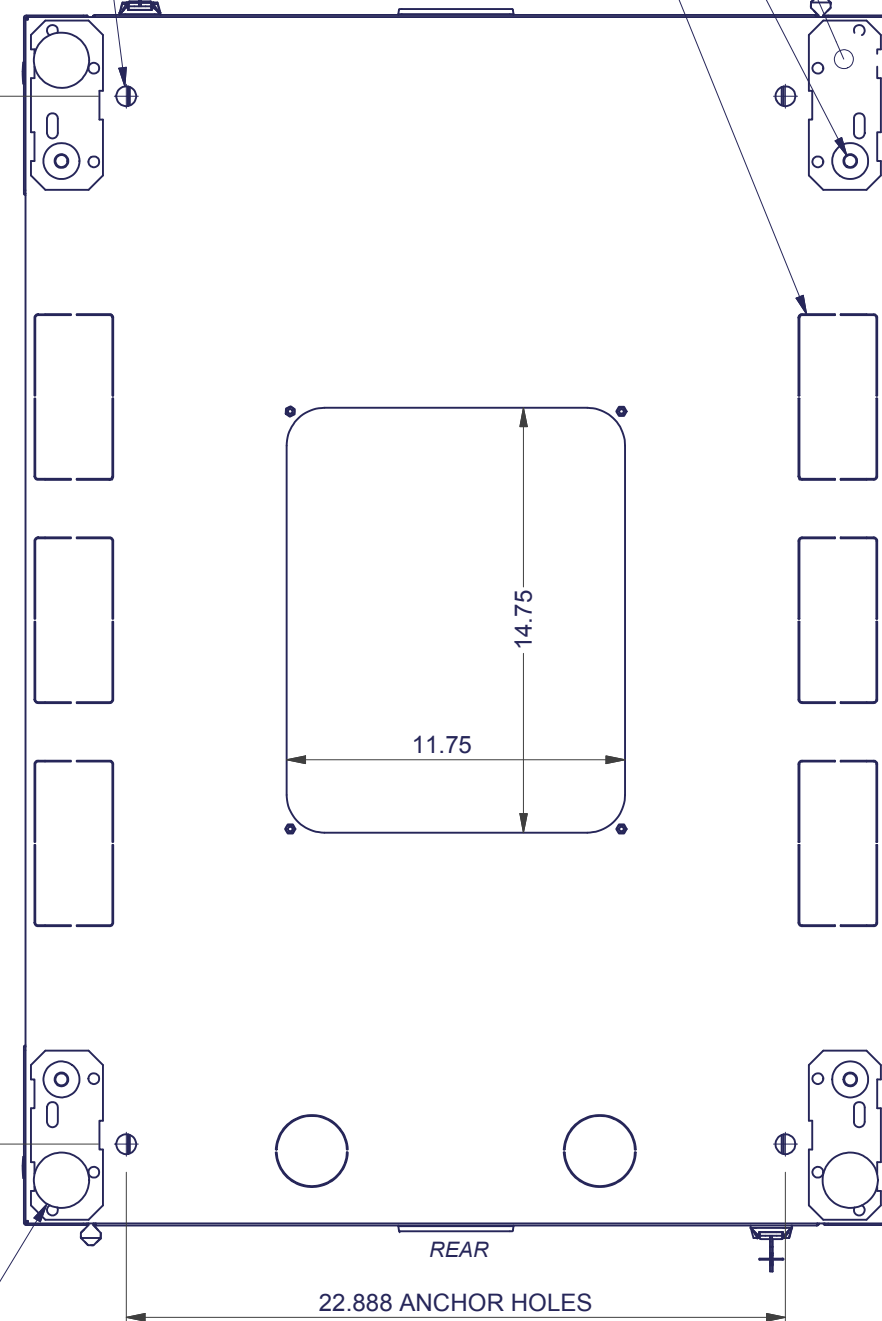
Ø.687 ∇ FOR
ANCHORING



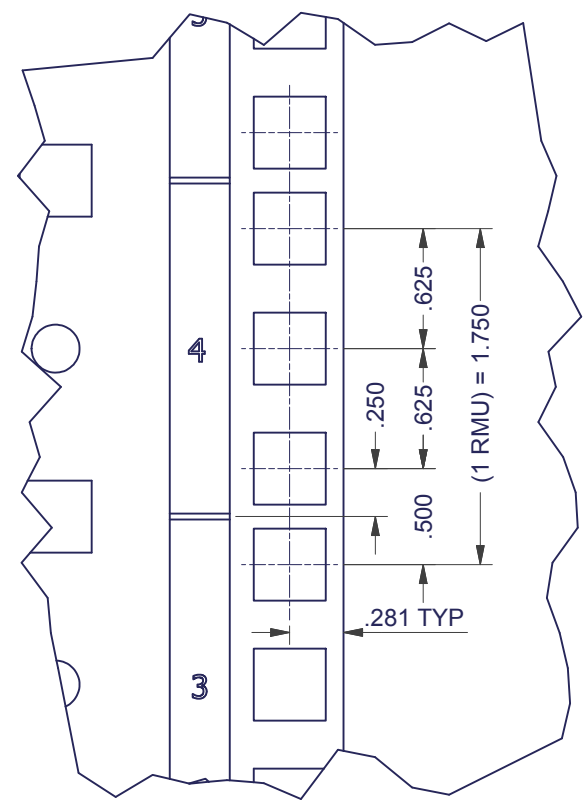
TOP VIEW

LEVELERS INCLUDED
BUT NOT INSTALLED

ANCHOR HOLE SPACING
SEE TABLE BELOW



BOTTOM VIEW



**DETAIL A
FROM SHEET 2**

ENCLOSURE ANCHOR HOLE SPACING	
PART NUMBER	SPACING DEPTH
GL843036CL2MM	30.4 IN
GL843042CL2MM	36.4 IN
GL843048CL2MM	42.4 IN

INTERPRET DRAWING PER ASME Y14.5M-1994
DIMENSIONAL LIMITS APPLY
AFTER APPLICATION OF FINISH
DRAWING NOT TO SCALE
TOLERANCE UNLESS OTHERWISE NOTED:
ANGULAR +/- .1°
.XXXX +/- .010
.XXX +/- .015
.XX +/- .030
.X FOR REF. ONLY
UNLESS OTHERWISE SPECIFIED
ALL DIMENSIONS ARE IN INCHES

NOTICE:
Use of this document is subject to a confidentiality and nondisclosure agreement with Great Lakes Case & Cabinet Co., Inc. (GLCC) and may not be reproduced, disclosed or utilized in whole or in part without prior written authorization from GLCC.

PART NUMBER:
GL843042CL2MM
QTY PER UNIT: 1
MATERIAL TYPE: CRS
MATERIAL GAUGE: VARIES
FINISH: BLACK POWDERCOAT

TITLE: **84"H x 30"W x 42"D, TWO DOOR CO-LOCATION CABINET**
GREAT LAKES CASE & CABINET CO., INC.
P.O. BOX 551 EDINBORO, PA 16412
PHONE (814) 734-7303 FAX (814) 734-3907
E-MAIL glcc@greatcabinets.com

DRAWN: JL DATE: 8/7/2008
CHECKED & APP. DATE: 8/7/2008
WSS

DWG NO: **GL843042CL2MM 5** REV: 5 SHEET: 3 OF 3

