

GL843042CL2PF

SOLID SIDE PANELS TO BE SECURED FROM INSIDE OF ENCLOSURE

LEVELERS SUPPLIED BUT NOT INSTALLED

OPEN ISO VIEW

SOLID BOTTOM PANEL

EACH COMPARTMENT TO BE UNIQUELY KEYED

GROUND STUD

FRONT PERIMETER VENTED PLEXI DOORS

EST. WEIGHT :
348.74 lbmass

THIRD ANGLE PROJECTION

INTERPRET DRAWING PER ASME Y14.5M-1994
DIMENSIONAL LIMITS APPLY AFTER APPLICATION OF FINISH
DRAWING NOT TO SCALE
TOLERANCE UNLESS OTHERWISE NOTED:
ANGULAR +/- .1°
.XXXX +/- .010
.XXX +/- .015
.XX +/- .030
.X FOR REF. ONLY
UNLESS OTHERWISE SPECIFIED ALL DIMENSIONS ARE IN INCHES

NOTICE:

Use of this document is subject to a confidentiality and nondisclosure agreement with Great Lakes Case & Cabinet Co., Inc. (GLCC) and may not be reproduced, disclosed or utilized in whole or in part without prior written authorization from GLCC.

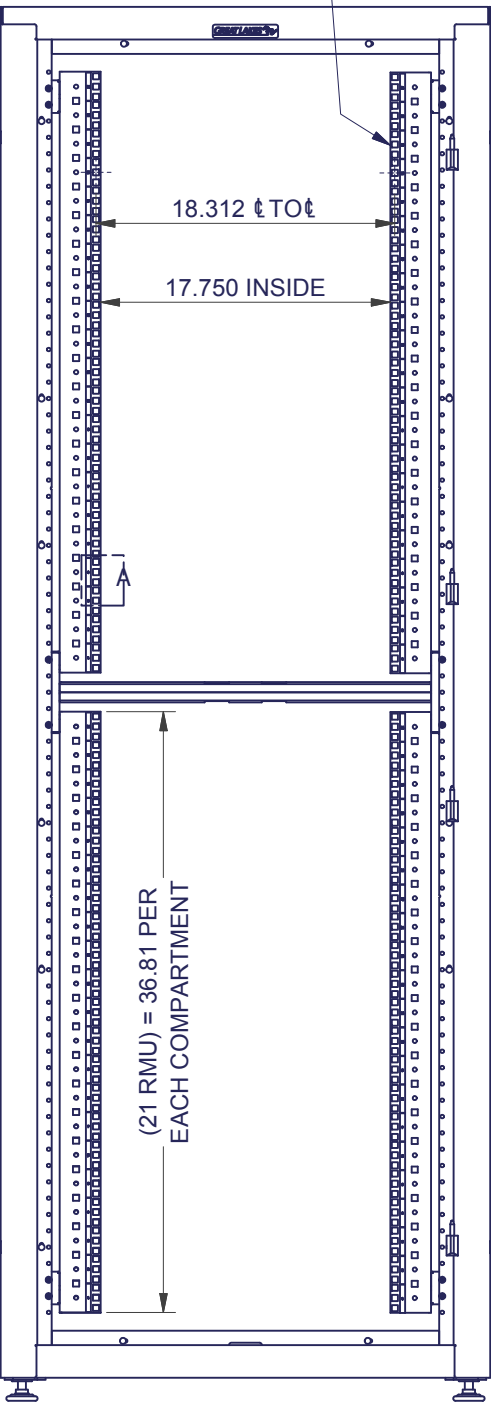
PART NUMBER:	GL8442CL2PF
QTY PER UNIT:	1
MATERIAL TYPE:	CRS
MATERIAL GAUGE:	VARIES
FINISH:	BLACK POWDERCOAT
DRAWN:	JL
CHECKED & APP.:	WSS
DATE:	8/7/2008

TITLE:	84"H x 28"W x 42"D, TWO DOOR CO-LOCATION CABINET
GREAT LAKES CASE & CABINET CO., INC.	
P.O. BOX 551 EDINBORO, PA 16412	
PHONE (814) 734-7303 FAX (814) 734-3907	
E-MAIL glcc@greatcabinets.com	
DWG NO:	GL843042CL2PF
REV:	1
SHEET: 1 OF 3	

FULLY ADJUSTABLE 19"EIA
EQUIPMENT RAILS w/ 3/8" SQ.

18.312 ±TOT
17.750 INSIDE

(21 RMU) = 36.81 PER
EACH COMPARTMENT

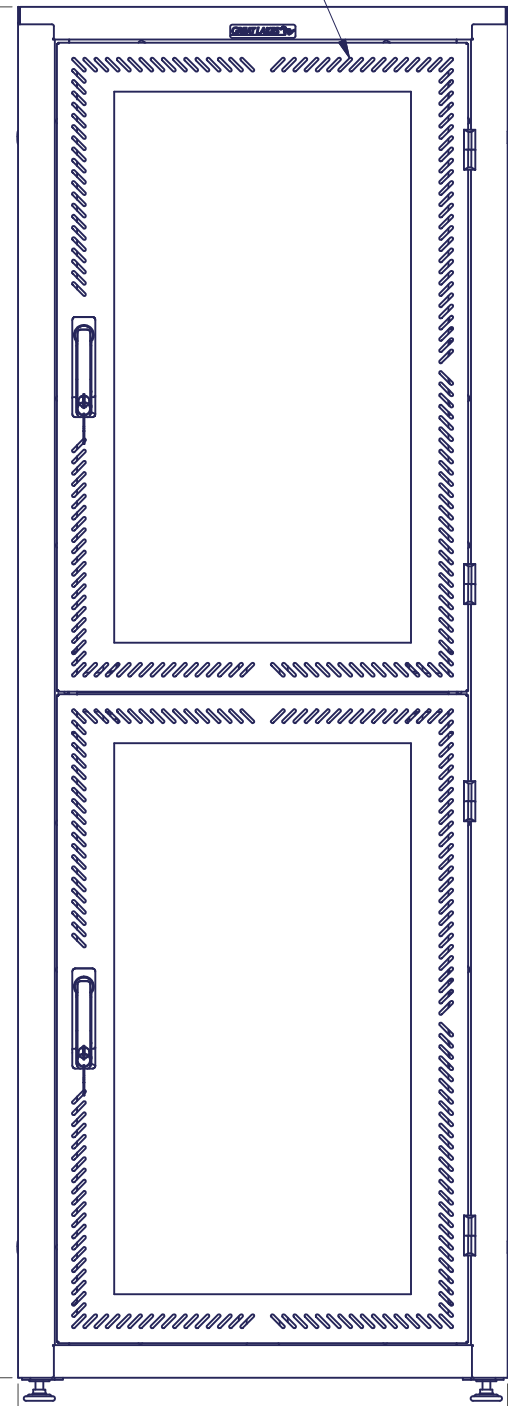


FRONT VIEW
DOORS REMOVED FOR CLARITY

(2) FRONT PERIMETER
VENTED PLEXIGLAS DOORS

84.00

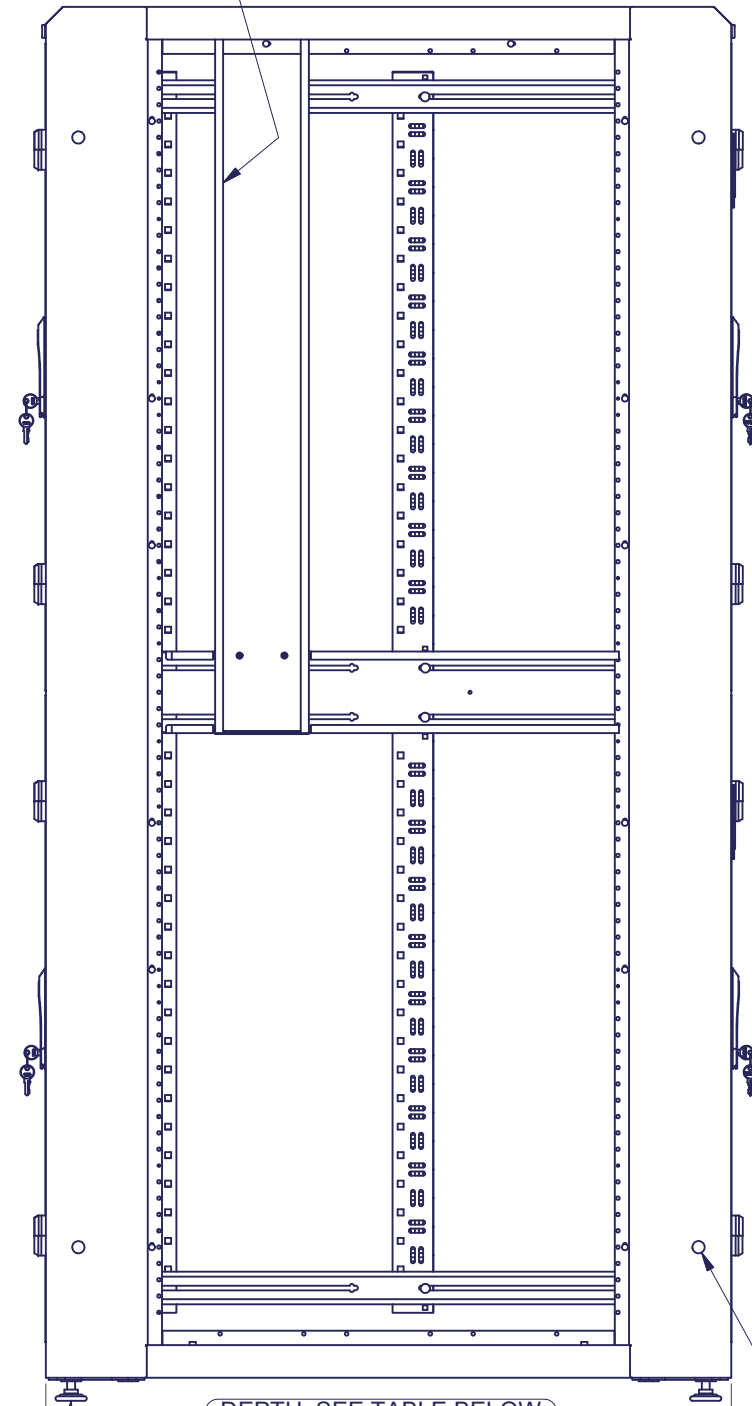
30.00



FRONT VIEW

LEVELERS SUPPLIED
BUT NOT INSTALLED

CABLE MANAGEMENT RACEWAYS
SECURE FROM EACH COMPARTMENT
CABLE ENTRY CAN BE FROM EITHER
TOP (AS SHOWN HERE) OR BOTTOM

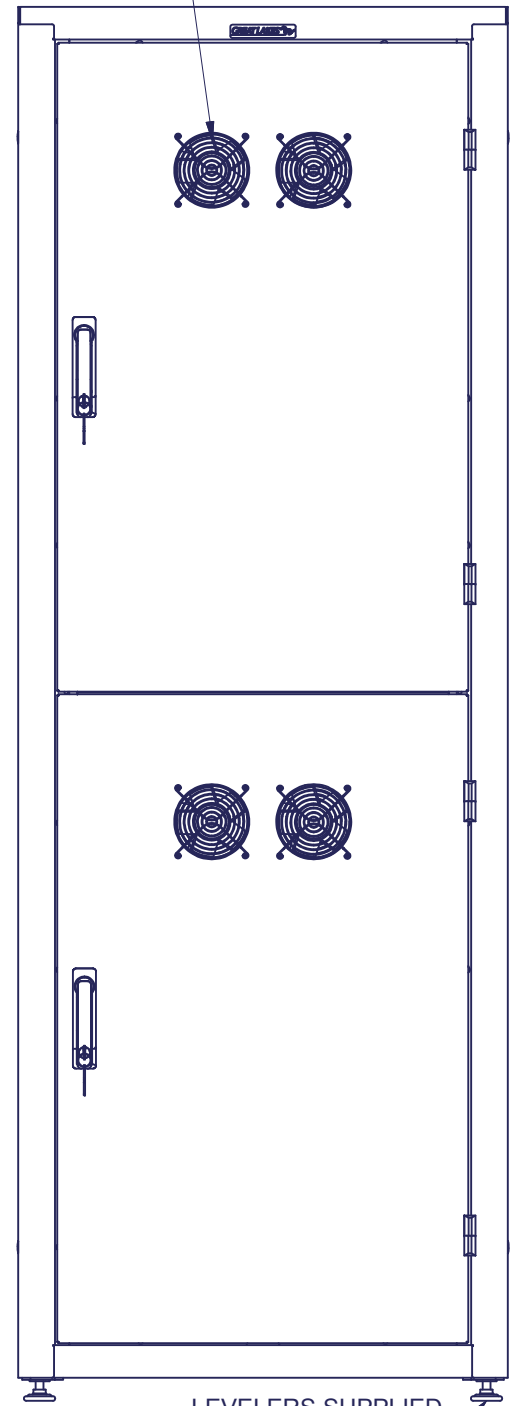


RIGHT SIDE VIEW
SIDE PANELS REMOVED FOR CLARITY

DEPTH, SEE TABLE BELOW

(2) SOLID REAR DOORS
w/ EXHAUST FANS,
150 CFM TOTAL PER
EACH DOOR

NETWORKING
HOLES FOR
OPTIONAL #G101
HARDWARE



REAR VIEW

LEVELERS SUPPLIED
BUT NOT INSTALLED

ENCLOSURE DEPTHS	
PART NUMBER	DEPTH
GL843036CL2PF	36 IN
GL843042CL2PF	42 IN
GL843048CL2PF	48 IN

EST. WEIGHT :
376.10 lbmass



INTERPRET DRAWING PER ASME Y14.5M-1994
DIMENSIONAL LIMITS APPLY AFTER APPLICATION OF FINISH
DRAWING NOT TO SCALE
TOLERANCE UNLESS OTHERWISE NOTED:
ANGULAR +/- .1°
.XXXX +/- .010
.XXX +/- .015
.XX +/- .030
.X FOR REF. ONLY
UNLESS OTHERWISE SPECIFIED ALL DIMENSIONS ARE IN INCHES

NOTICE:

Use of this document is subject to a confidentiality and nondisclosure agreement with Great Lakes Case & Cabinet Co., Inc. (GLCC) and may not be reproduced, disclosed or utilized in whole or in part without prior written authorization from GLCC.

PART NUMBER: GL843042CL2PF	QTY PER UNIT: 1
MATERIAL TYPE: CRS	MATERIAL GAUGE: VARIES
FINISH: BLACK POWDERCOAT	DRAWN JL
DATE 8/7/2008	CHECKED & APP. WSS
DATE 9/22/2009	

TITLE 84"H x 30"W x 42"D, TWO DOOR CO-LOCATION CABINET	DWG NO. REV
GREAT LAKES CASE & CABINET CO., INC. P.O. BOX 551 EDINBORO, PA 16412 PHONE (814) 734-7303 FAX (814) 734-3907 E-MAIL glcc@greatcabinets.com	GL843042CL2PF
SHEET: 2 OF 3	

KNOCKOUT FOR OPTIONAL
550 CFM EXHAUST FAN,
110 VAC, PART #7217-10

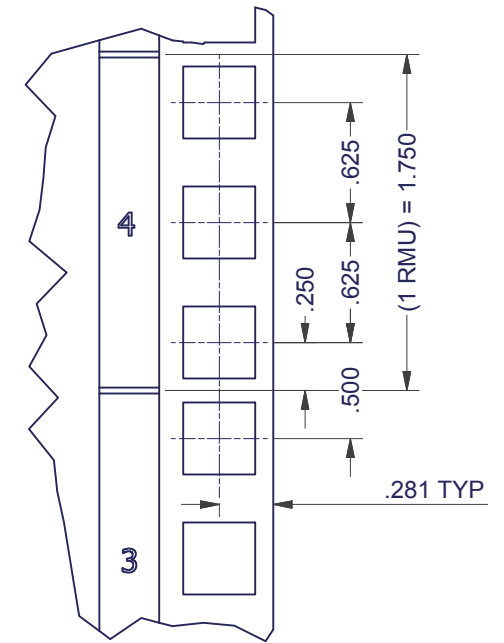
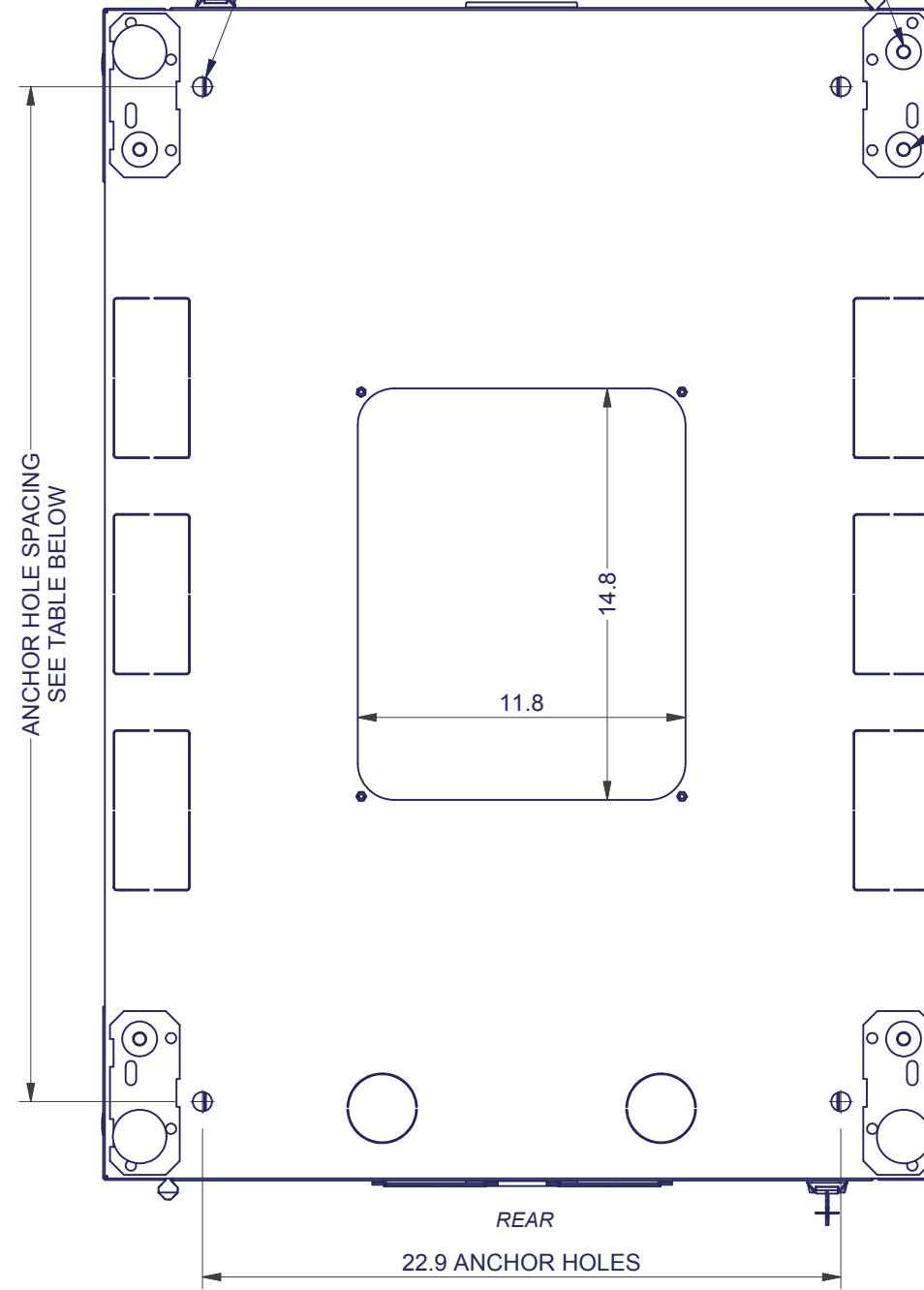
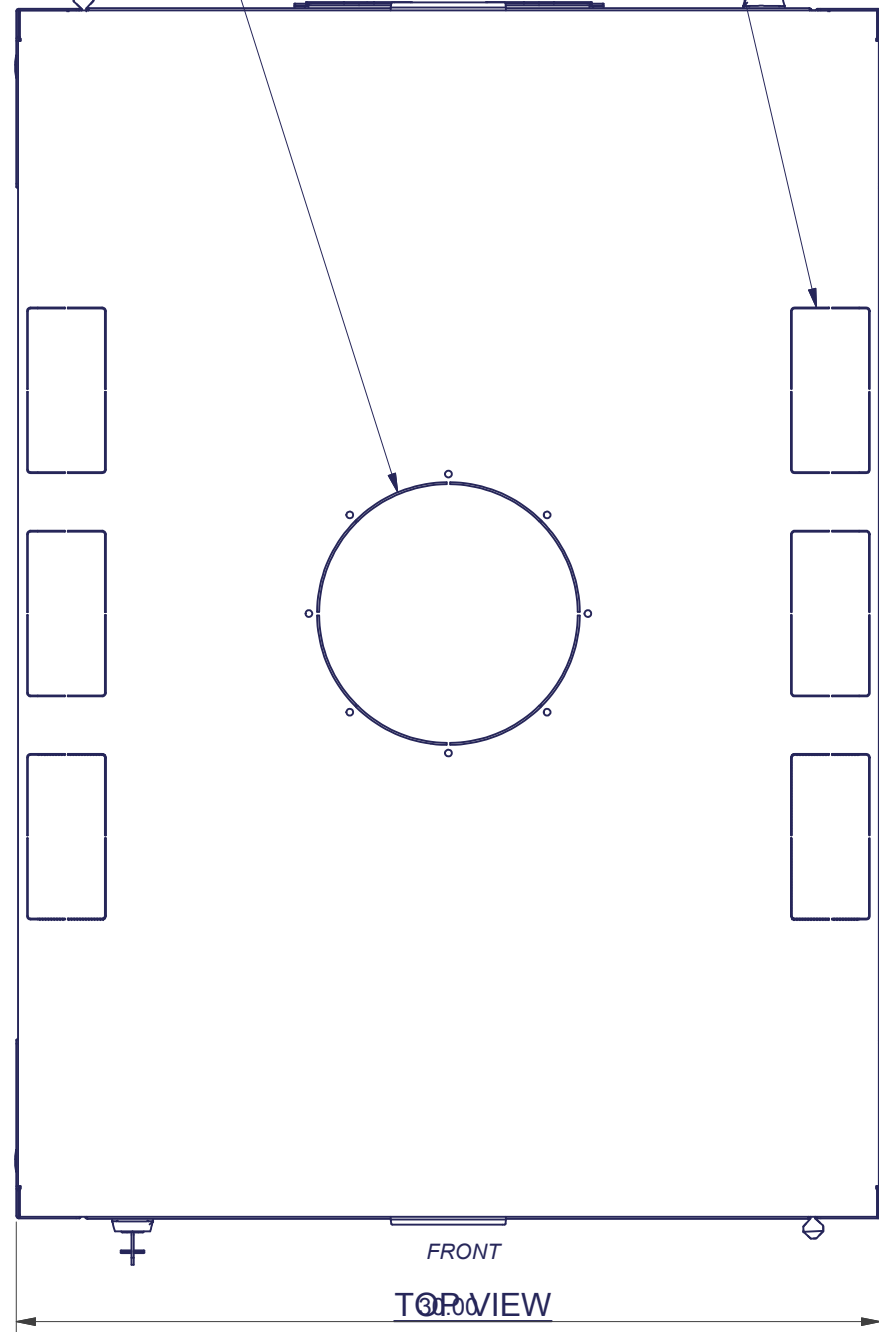
(6) CABLE ACCESS
KNOCKOUTS ARE
5.75" x 2.75" EACH

Ø.687 ∇ FOR
ANCHORING

1/2-13UNC THREADED
HOLE FOR LEVELERS

1/2-13UNC THREADED
HOLE FOR CASTERS

(6) CABLE ACCESS
KNOCKOUTS ARE
5.75" x 2.75" EACH



DETAIL A
FROM SHEET 2

ENCLOSURE ANCHOR HOLE SPACING	
PART NUMBER	SPACING DEPTH
GL8436CL2PF	30.4 IN
GL8442CL2PF	36.4 IN
GL8448CL2PF	42.4 IN

EST. WEIGHT :
376.10 lbmass

THIRD ANGLE
PROJECTION

INTERPRET DRAWING PER ASME Y14.5M-1994
DIMENSIONAL LIMITS APPLY
AFTER APPLICATION OF FINISH
DRAWING NOT TO SCALE
TOLERANCE UNLESS OTHERWISE NOTED:
ANGULAR +/- .1°
.XXXX +/- .010
.XXX +/- .015
.XX +/- .030
.X FOR REF. ONLY

UNLESS OTHERWISE SPECIFIED
ALL DIMENSIONS ARE IN INCHES

NOTICE:

Use of this document is subject to a confidentiality and nondisclosure agreement with Great Lakes Case & Cabinet Co., Inc. (GLCC) and may not be reproduced, disclosed or utilized in whole or in part without prior written authorization from GLCC.

PART NUMBER: GL843042CL2PF	TITLE: 84"H x 30"W x 42"D, TWO DOOR CO-LOCATION CABINET
QTY PER UNIT: 1	GREAT LAKES CASE & CABINET CO., INC. P.O. BOX 551 EDINBORO, PA 16412 PHONE (814) 734-7303 FAX (814) 734-3907 E-MAIL glcc@greatcabinets.com
MATERIAL TYPE: CRS	
MATERIAL GAUGE: VARIES	
FINISH: BLACK POWDERCOAT	
DRAWN JL	DATE 8/7/2008
CHECKED & APP. WSS	DATE 8/7/2008

DWG NO. REV
GL843042CL2PF 3 OF 3