

**GL843042CL3MM**

OPEN ISO VIEW



INTERPRET DRAWING PER ASME Y14.5M-1994
DIMENSIONAL LIMITS APPLY AFTER APPLICATION OF FINISH
DRAWING NOT TO SCALE
TOLERANCE UNLESS OTHERWISE NOTED:
ANGULAR +/- .1°
.XXXX +/- .010
.XXX +/- .015
.XX +/- .030
.X FOR REF. ONLY

**NOTICE:**  
Use of this document is subject to a confidentiality and nondisclosure agreement with Great Lakes Case & Cabinet Co., Inc. (GLCC) and may not be reproduced, disclosed or utilized in whole or in part without prior written authorization from GLCC.

PART NUMBER: <b>GL843036CL3MM</b>	
QTY PER UNIT: 1	
MATERIAL TYPE: CRS	
MATERIAL GAUGE: VARIOUS	
FINISH: BLACK POWDERCOAT	
DRAWN: JL	DATE: 8/7/2008
CHECKED & APP: WSS	DATE: 8/7/2008

TITLE	84"H x 30"W x 36"D, THREE-DOOR CO-LOCATION CABINET
GREAT LAKES CASE & CABINET CO., INC. P.O. BOX 551 EDINBORO, PA 16412 PHONE (814) 734-7303 FAX (814) 734-3907 E-MAIL glcc@greatcabinets.com	
DWG NO:	REV
GL843042CL3MM 7	

SHEET: 1 OF 3


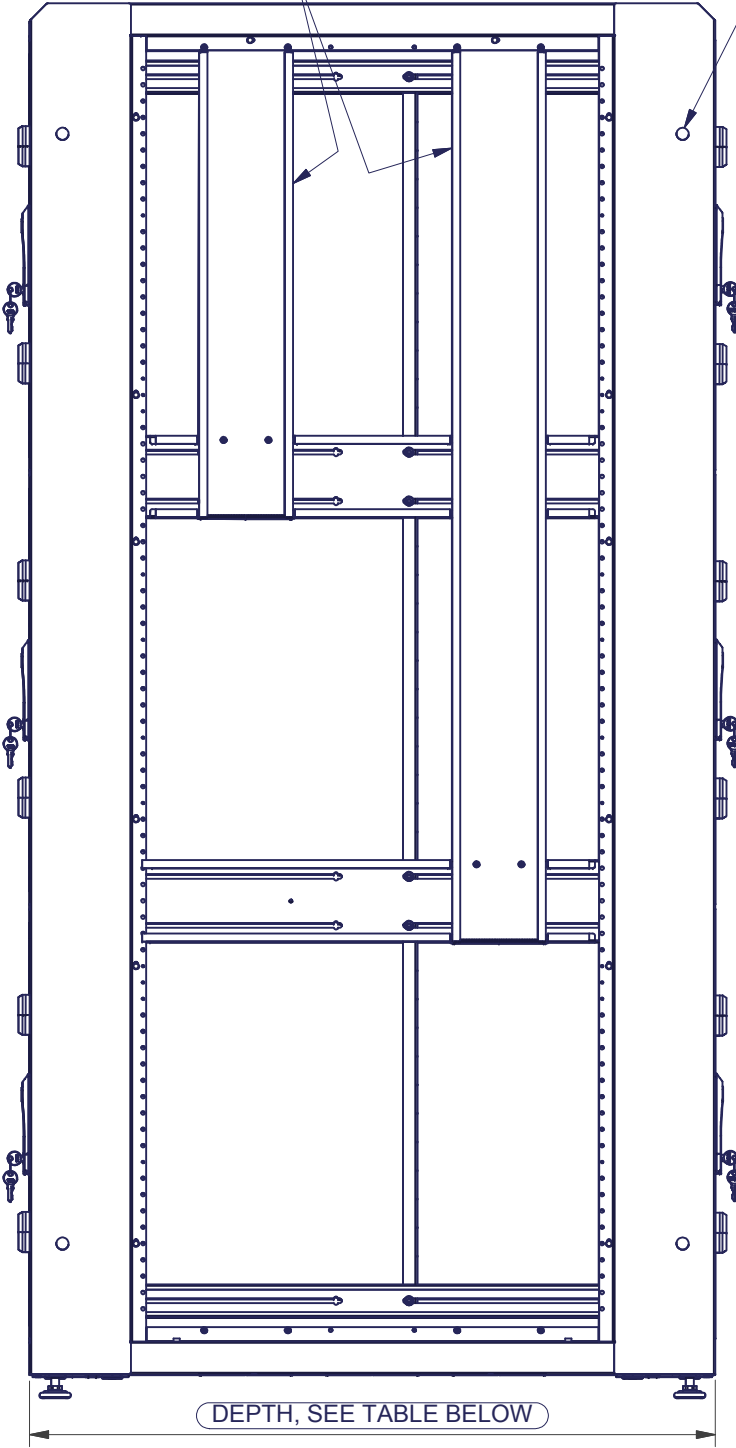

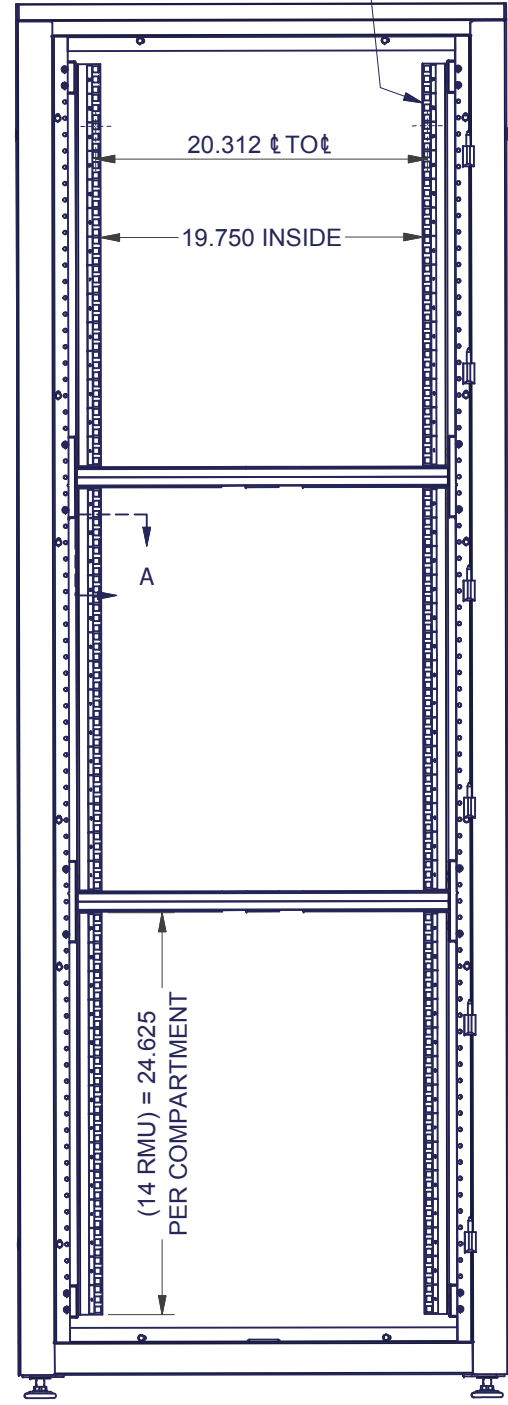
FULLY ADJUSTABLE 19"EIA  
EQUIPMENT RAILS, 3/8" SQ

(3) PERIMETER VENTED  
MESH DOORS

CABLE MANAGEMENT RACEWAYS  
SECURE FROM EACH OF THE  
OTHER COMPARTMENTS; CABLE  
ENTRY CAN BE FROM THE TOP, AS  
IS SHOWN HERE OR THE BOTTOM

NETWORKING HOLES FOR  
OPTIONAL #G101 HARDWARE

(3) PERIMETER VENTED  
MESH DOORS



**FRONT VIEW**  
DOORS REMOVED FOR CLARITY

LEVELORS INCLUDED  
BUT NOT INSTALLED

**FRONT VIEW**

**RIGHT SIDE VIEW**  
SIDE PANELS REMOVED FOR CLARITY

**REAR VIEW**

LEVELORS INCLUDED  
BUT NOT INSTALLED

ENCLOSURE DEPTHS	
PART NUMBER	DEPTH
GL843036CL3MM	36 IN
GL843042CL3MM	42 IN
GL843048CL3MM	48 IN

INTERPRET DRAWING PER ASME Y14.5M-1994  
DIMENSIONAL LIMITS APPLY  
AFTER APPLICATION OF FINISH  
DRAWING NOT TO SCALE  
TOLERANCE UNLESS OTHERWISE NOTED:  
ANGULAR +/- .1°  
.XXXX +/- .010  
.XXX +/- .015  
.XX +/- .030  
.X FOR REF. ONLY

**NOTICE:**

Use of this document is subject to a confidentiality and nondisclosure agreement with Great Lakes Case & Cabinet Co., Inc. (GLCC) and may not be reproduced, disclosed or utilized in whole or in part without prior written authorization from GLCC.

PART NUMBER:  
**GL8430CL3MM**  
QTY PER UNIT: 1  
MATERIAL TYPE: CRS  
MATERIAL GAUGE: VARIES  
FINISH: BLACK POWDERCOAT  
DRAWN: JL  
CHECKED & APP. WSS  
DATE: 8/7/2008  
DATE: 5/5/2011

TITLE  
**84"H x 30"W x 42"D, THREE DOOR  
CO-LOCATION CABINET**  
GREAT LAKES CASE & CABINET CO., INC.  
P.O. BOX 551 EDINBORO, PA 16412  
PHONE (814) 734-7303 FAX (814) 734-3907  
E-MAIL glcc@greatcabinets.com

DWG NO: **GL843042CL3MM**  
REV: **4**  
SHEET: 2 OF 3



THIRD ANGLE  
PROJECTION

UNLESS OTHERWISE SPECIFIED  
ALL DIMENSIONS ARE IN INCHES

KNOCKOUT FOR OPTIONAL  
550 CFM EXHAUST FAN,  
110 VAC, PART #7217-10

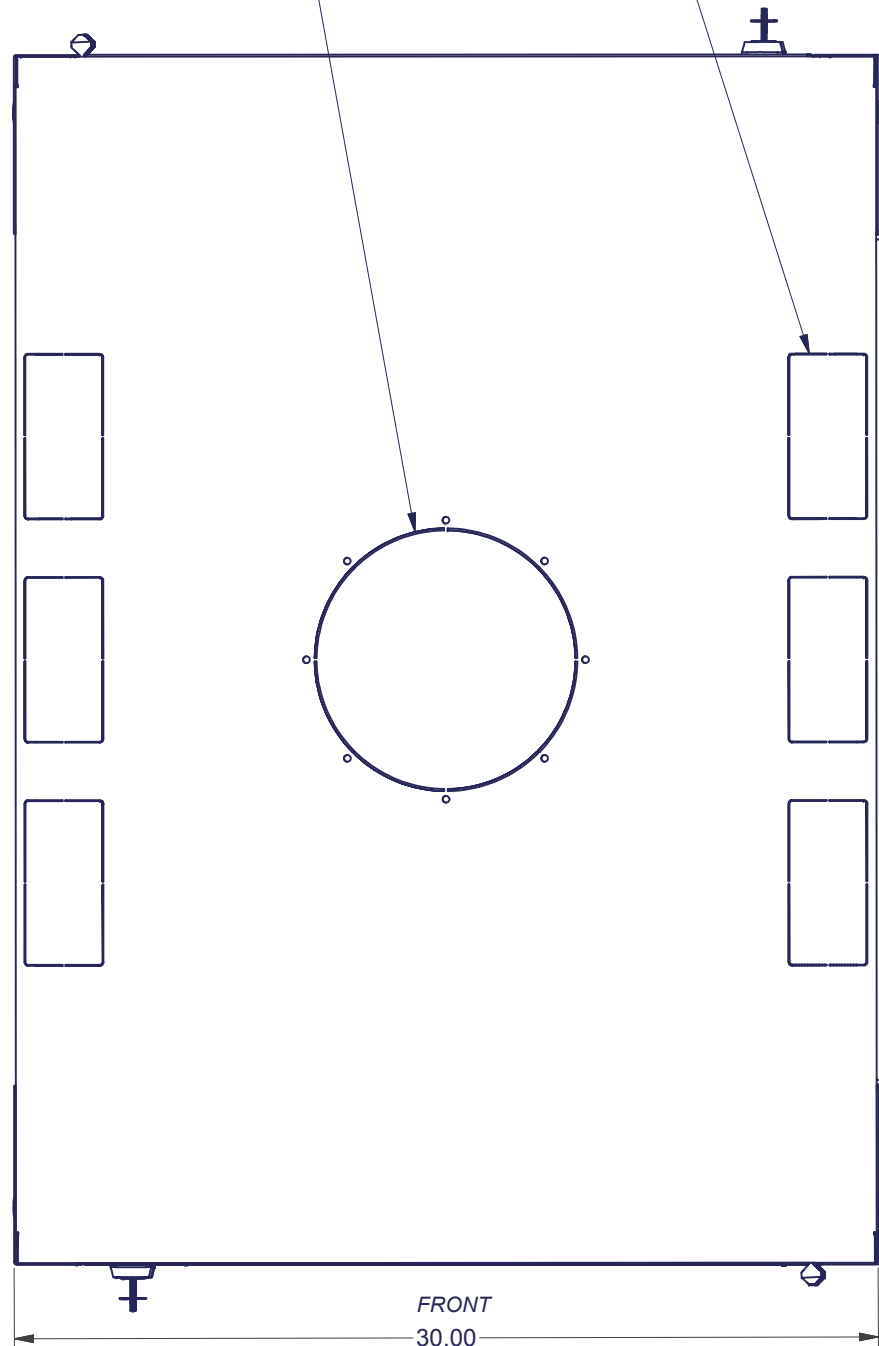
(6) CABLE ACCESS  
KNOCKOUTS ARE  
5.75" x 2.75" EACH

Ø.687 ▽ FOR  
ANCHORING

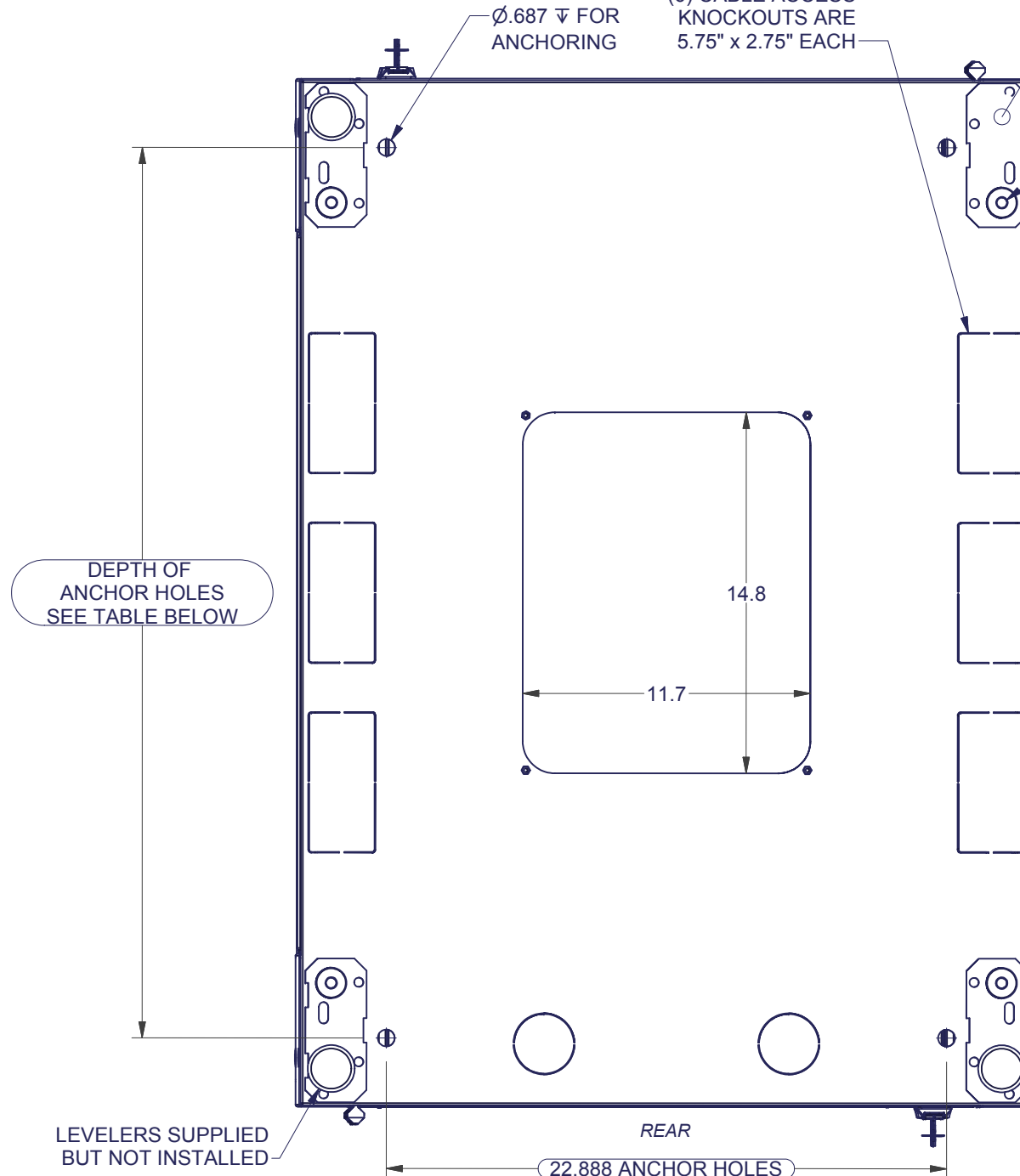
(6) CABLE ACCESS  
KNOCKOUTS ARE  
5.75" x 2.75" EACH

1/2-13UNC THREADED  
HOLES FOR LEVELORS

1/2-13UNC THREADED  
HOLES FOR CASTORS

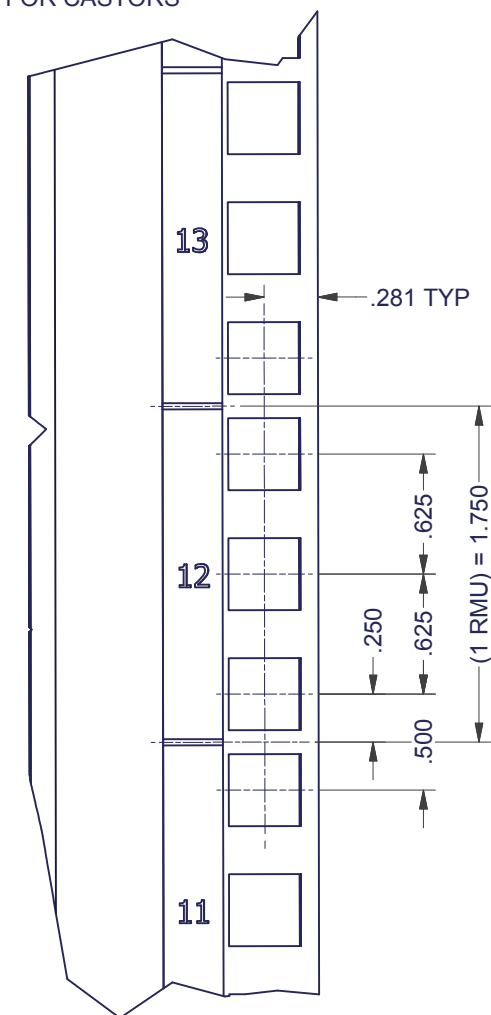


TOP VIEW



BOTTOM VIEW

DEPTH OF  
ANCHOR HOLES  
SEE TABLE BELOW



DETAIL A  
FROM SHEET 2

ENCLOSURE ANCHOR HOLE SPACING	
PART NUMBER	ANCHOR DEPTH
GL843036CL3MM	30.4 IN
GL843042CL3MM	36.4 IN
GL843048CL3MM	42.4 IN

INTERPRET DRAWING PER ASME Y14.5M-1994  
DIMENSIONAL LIMITS APPLY  
AFTER APPLICATION OF FINISH  
DRAWING NOT TO SCALE  
TOLERANCE UNLESS OTHERWISE NOTED:  
ANGULAR +/- .1°  
.XXXX +/- .010  
.XXX +/- .015  
.XX +/- .030  
.X FOR REF. ONLY

**NOTICE:**

Use of this document is subject to a confidentiality and nondisclosure agreement with Great Lakes Case & Cabinet Co., Inc. (GLCC) and may not be reproduced, disclosed or utilized in whole or in part without prior written authorization from GLCC.

PART NUMBER: <b>GL8430CL3MM</b>	
QTY PER UNIT:	1
MATERIAL TYPE:	CRS
MATERIAL GAUGE:	VARIES
FINISH:	BLACK POWDERCOAT
DRAWN JL	DATE 8/7/2008
CHECKED & APP. WSS	DATE 5/5/2011

TITLE <b>84"H x 30"W x 42"D, THREE DOOR CO-LOCATION CABINET</b>	
GREAT LAKES CASE & CABINET CO., INC. P.O. BOX 551 EDINBORO, PA 16412 PHONE (814) 734-7303 FAX (814) 734-3907 E-MAIL glcc@greatcabinets.com	
DWG NO: <b>GL843042CL3MM 4</b>	REV <b>4</b>



UNLESS OTHERWISE SPECIFIED  
ALL DIMENSIONS ARE IN INCHES