

GL843042CL3PF

LEVELERS INCLUDED BUT NOT INSTALLED

OPEN VIEW

SOLID BOTTOM PANEL

(3) VENTILATED MESH DOORS ON FRONT

EACH COMPARTMENT TO BE UNIQUELY KEYED

GROUND STUDS -TYP

(3) SOLID FAN DOORS ON REAR

INTERPRET DRAWING PER ASME Y14.5M-1994
DIMENSIONAL LIMITS APPLY AFTER APPLICATION OF FINISH
DRAWING NOT TO SCALE
TOLERANCE UNLESS OTHERWISE NOTED:
ANGULAR +/- .1°
.XXXX +/- .010
.XXX +/- .015
.XX +/- .030
.X FOR REF. ONLY

NOTICE:
Use of this document is subject to a confidentiality and nondisclosure agreement with Great Lakes Case & Cabinet Co., Inc. (GLCC) and may not be reproduced, disclosed or utilized in whole or in part without prior written authorization from GLCC.

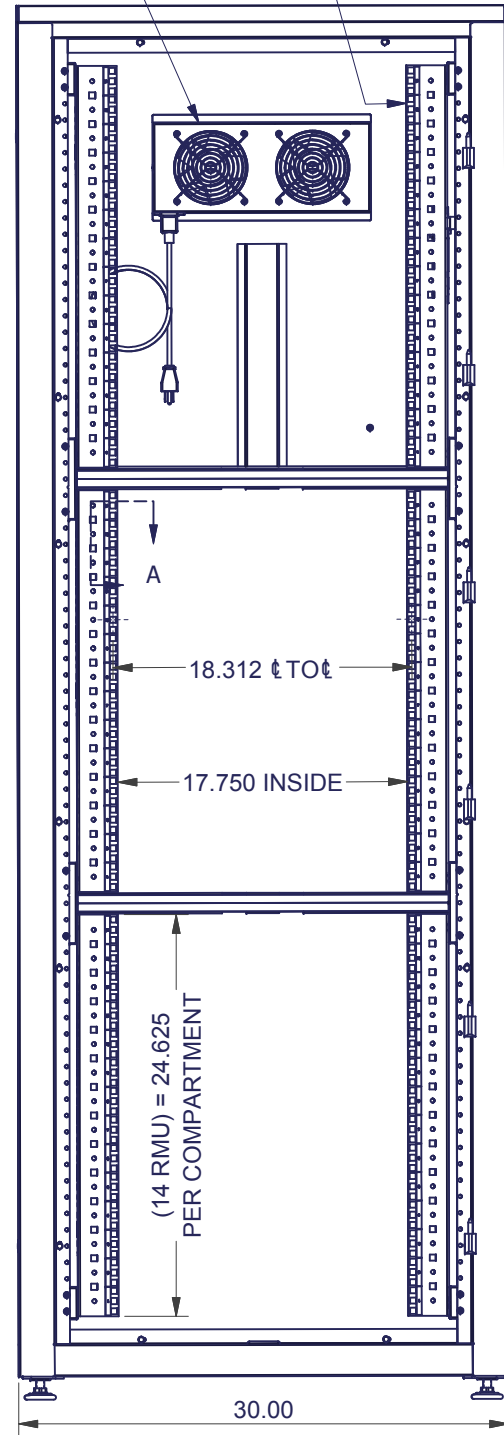
PART NUMBER:	GL843042CL3PF
QTY PER UNIT:	1
MATERIAL TYPE:	CRS
MATERIAL GAUGE:	VARIES
FINISH:	BLACK POWDERCOAT
DRAWN:	JL
CHECKED & APP.:	WSS
DATE:	8/7/2008
DATE:	8/7/2008

TITLE	84"H x 30"W x 42"D, THREE DOOR CO-LOCATION CABINET
GREAT LAKES CASE & CABINET CO., INC. P.O. BOX 551 EDINBORO, PA 16412 PHONE (814) 734-7303 FAX (814) 734-3907 E-MAIL glcc@greatcabinets.com	
DWG NO:	GL843042CL3PF
REV	-
SHEET:	1 OF 3



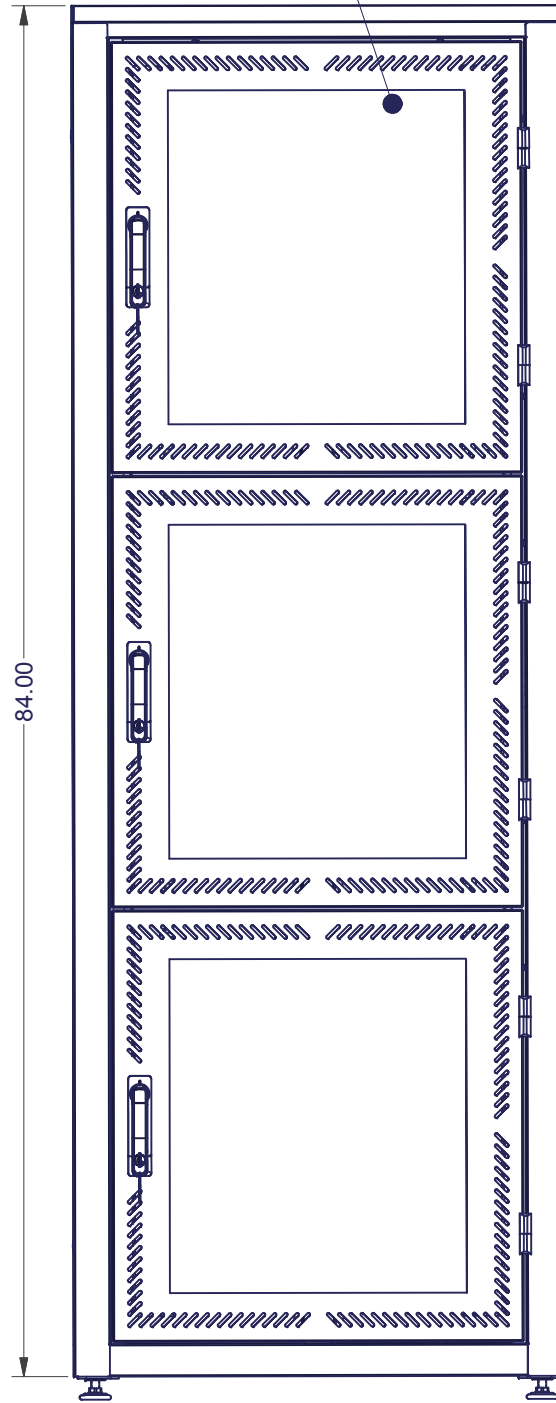
FULLY ADJUSTABLE 19"EIA
EQUIPMENT RAILS, 3/8" SQ.

(3) SOLID FAN
DOORS ON REAR



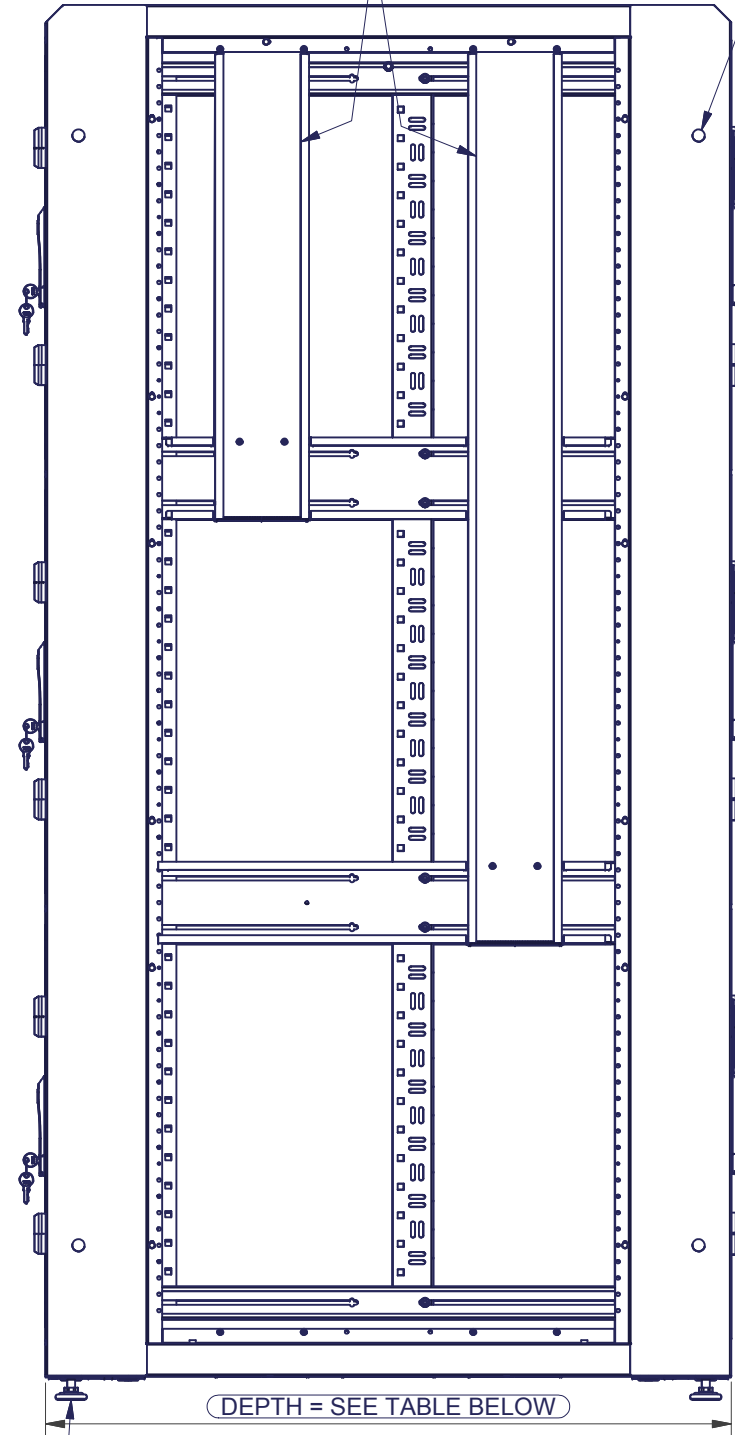
FRONT VIEW
DOORS REMOVED FOR CLARITY

(3) PERIMETER VENTED
MESH DOORS ON FRONT



FRONT VIEW

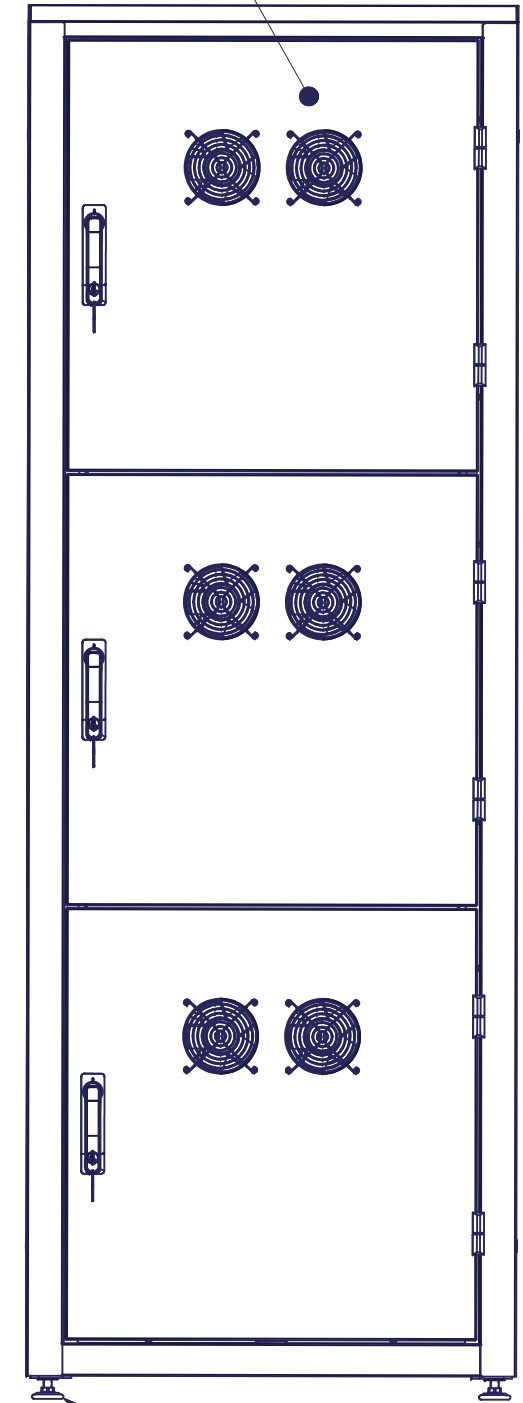
CABLE MANAGEMENT WIREWAYS SECURE FROM
EACH OF THE OTHER COMPARTMENTS; CABLE
ENTRY CAN BE FROM THE TOP (AS SHOWN) OR BOTTOM



RIGHT SIDE VIEW
SIDE PANELS REMOVED FOR CLARITY

NETWORKING HOLES FOR
OPTIONAL #G101 HARDWARE

(3) SOLID FAN
DOORS ON REAR



REAR VIEW
LEVELERS INCLUDED
BUT NOT INSTALLED

LEVELERS INCLUDED
BUT NOT INSTALLED

ENCLOSURE DEPTHS	
PART NUMBER	DEPTH
GL843036CL3PF	36 IN
GL843042CL3PF	42 IN
GL843048CL3PF	48 IN

INTERPRET DRAWING PER ASME Y14.5M-1994
DIMENSIONAL LIMITS APPLY
AFTER APPLICATION OF FINISH
DRAWING NOT TO SCALE
TOLERANCE UNLESS OTHERWISE NOTED:
ANGULAR +/- .1°
.XXXX +/- .010
.XXX +/- .015
.XX +/- .030
X FOR REF. ONLY

NOTICE:

Use of this document is subject to a confidentiality and nondisclosure agreement with Great Lakes Case & Cabinet Co., Inc. (GLCC) and may not be reproduced, disclosed or utilized in whole or in part without prior written authorization from GLCC.

PART NUMBER:
GL843042CL3PF
QTY PER UNIT: 1
MATERIAL TYPE:
CRS
MATERIAL GAUGE:
VARIES
FINISH: BLACK POWDERCOAT
DRAWN: JL DATE: 8/7/2008
CHECKED & APP. DATE: 8/7/2018
WSS

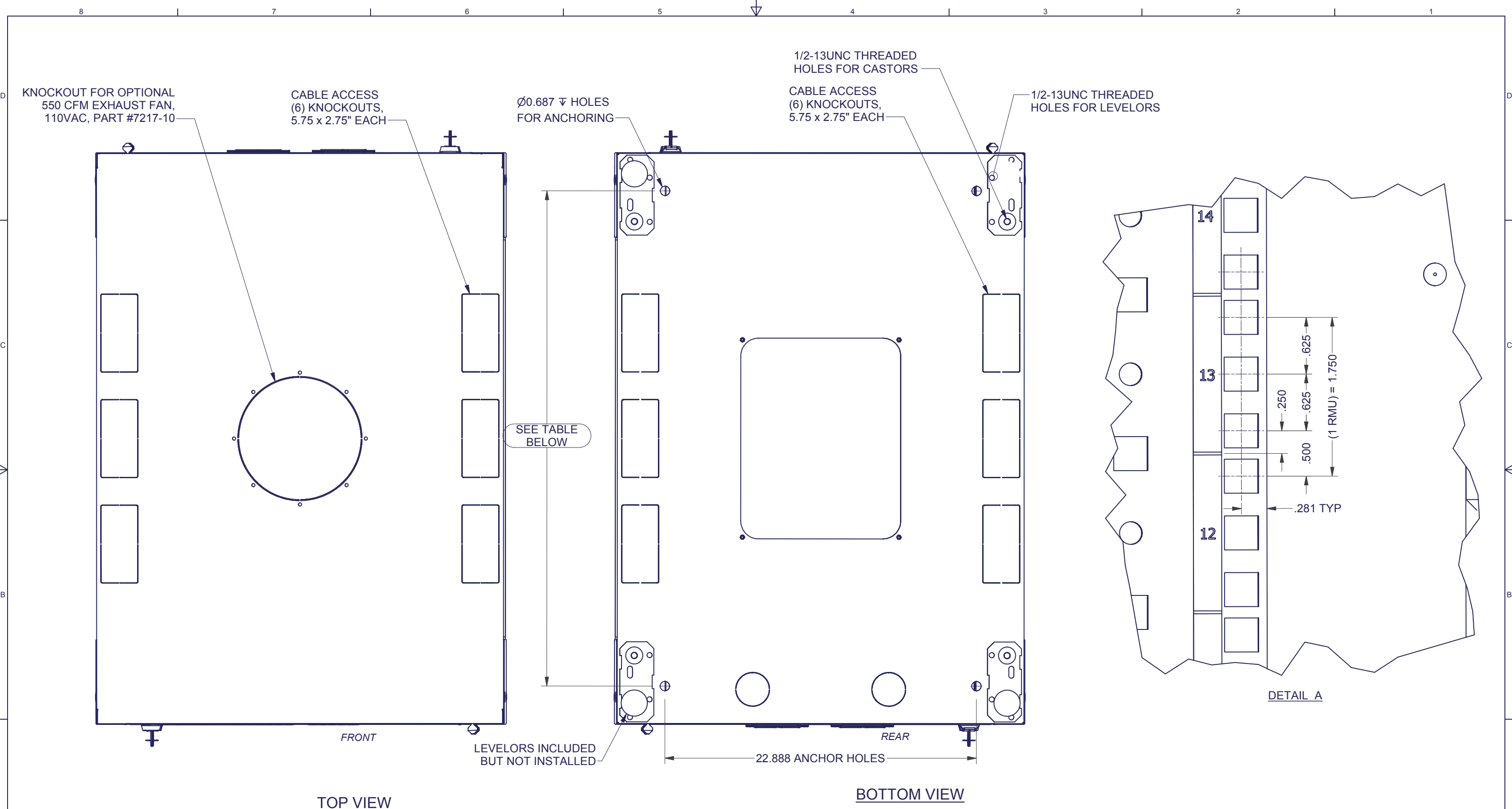
TITLE
**84"H x 30"W x 42"D, THREE DOOR
CO-LOCATION CABINET**
GREAT LAKES CASE & CABINET CO., INC.
P.O. BOX 551 EDINBORO, PA 16412
PHONE (814) 734-7303 FAX (814) 734-3907
E-MAIL glcc@greatcabinets.com

DWG NO: **GL843042CL3PF** REV: - SHEET: 2 OF 3



THIRD ANGLE
PROJECTION

UNLESS OTHERWISE SPECIFIED
ALL DIMENSIONS ARE IN INCHES



TOP VIEW

BOTTOM VIEW

DETAIL A

SEE TABLE BELOW

ENCLOSURE ANCHOR HOLE SPACING	
PART NUMBER	ANCHOR DEPTH
GL843036CL3PF	30.4 IN
GL843042CL3PF	36.4 IN
GL843048CL3PF	42.4 IN

INTERPRET DRAWING PER ASME Y14.5M-1994
 DIMENSIONAL LIMITS APPLY
 AFTER APPLICATION OF FINISH
 DRAWING NOT TO SCALE
 TOLERANCE UNLESS OTHERWISE NOTED:
 ANGULAR +/- .1°
 .XXXX +/- .010
 .XXX +/- .015
 .XX +/- .030
 X FOR REF. ONLY

NOTICE:
 Use of this document is subject to a confidentiality and nondisclosure agreement with Great Lakes Case & Cabinet Co., Inc. (GLCC) and may not be reproduced, disclosed or utilized in whole or in part without prior written authorization from GLCC.

PART NUMBER:
GL843042CL3PF
 QTY PER UNIT: 1
 MATERIAL TYPE: CRS
 MATERIAL GAUGE: VARIES
 FINISH: BLACK POWDERCOAT

TITLE
84"H x 30"W x 42"D, THREE DOOR CO-LOCATION CABINET
 GREAT LAKES CASE & CABINET CO., INC.
 P.O. BOX 551 EDINBORO, PA 16412
 PHONE (814) 734-7303 FAX (814) 734-3907
 E-MAIL glcc@greatcabinets.com

THIRD ANGLE PROJECTION

UNLESS OTHERWISE SPECIFIED ALL DIMENSIONS ARE IN INCHES

DRAWN: JL DATE: 8/7/2008
 CHECKED & APP. DATE: 8/7/2008
 WSS

DWG NO: **GL843042CL3PF** REV: - SHEET: 3 OF 3