

GL843042CL3PF

LEVELERS INCLUDED BUT NOT INSTALLED

OPEN VIEW

(3) VENTILATED MESH DOORS ON FRONT

SOLID BOTTOM PANEL

GROUND STUDS

EACH COMPARTMENT IS KEYPED UNIQUELY

(3) SOLID FAN DOORS ON REAR

INTERPRET DRAWING PER ASME Y14.5M-1994
DIMENSIONAL LIMITS APPLY AFTER APPLICATION OF FINISH
DRAWING NOT TO SCALE
TOLERANCE UNLESS OTHERWISE NOTED:
ANGULAR +/- .1°
.XXXX +/- .010
.XXX +/- .015
.XX +/- .030
.X FOR REF. ONLY

NOTICE:

Use of this document is subject to a confidentiality and nondisclosure agreement with Great Lakes Case & Cabinet Co., Inc. (GLCC) and may not be reproduced, disclosed or utilized in whole or in part without prior written authorization from GLCC.

PART NUMBER:	GL843042CL3PF
QTY PER UNIT:	1
MATERIAL TYPE:	CRS
MATERIAL GAUGE:	VARIES
FINISH:	BLACK POWDERCOAT
DRAWN:	JL
CHECKED & APP.:	WSS
DATE:	8/7/2008
DATE:	8/7/2008

TITLE	84"H x 30"W x 42"D, THREE DOOR CO-LOCATION CABINET	
	GREAT LAKES CASE & CABINET CO., INC.	
	P.O. BOX 551 EDINBORO, PA 16412	
	PHONE (814) 734-7303 FAX (814) 734-3907	
	E-MAIL glcc@greatcabinets.com	
DWG NO:	GL843042CL3PF	REV
		SHEET: 1 OF 3

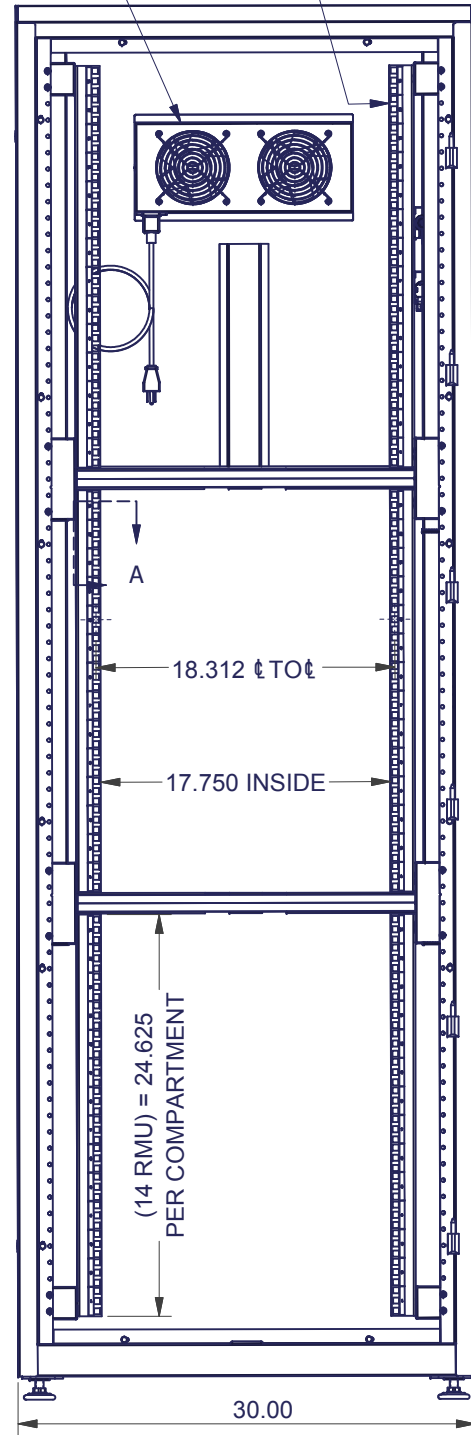


THIRD ANGLE PROJECTION

UNLESS OTHERWISE SPECIFIED ALL DIMENSIONS ARE IN INCHES


FULLY ADJUSTABLE 19"EIA
EQUIPMENT RAILS, 3/8" SQ.

(3) SOLID FAN
DOORS ON REAR



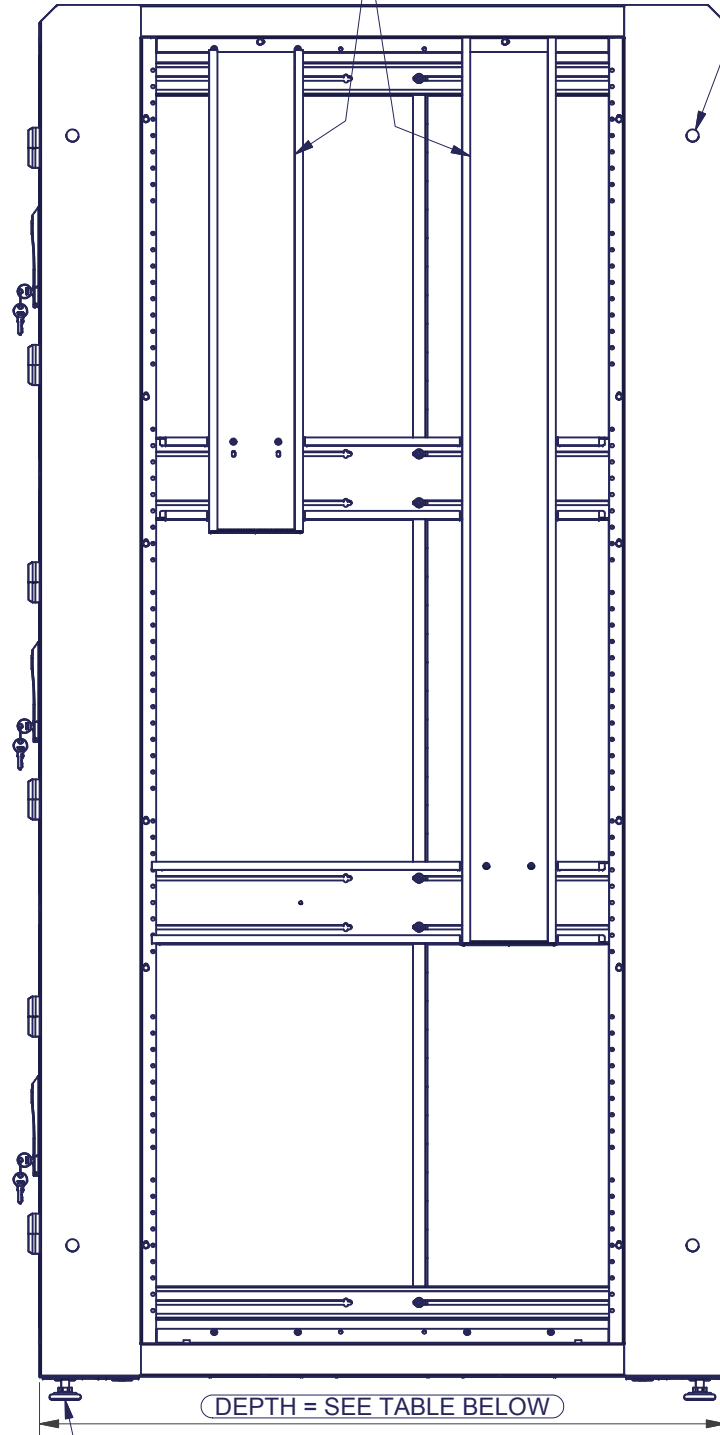
FRONT VIEW
DOORS REMOVED FOR CLARITY

(3) PERIMETER VENTED
MESH DOORS ON FRONT



FRONT VIEW

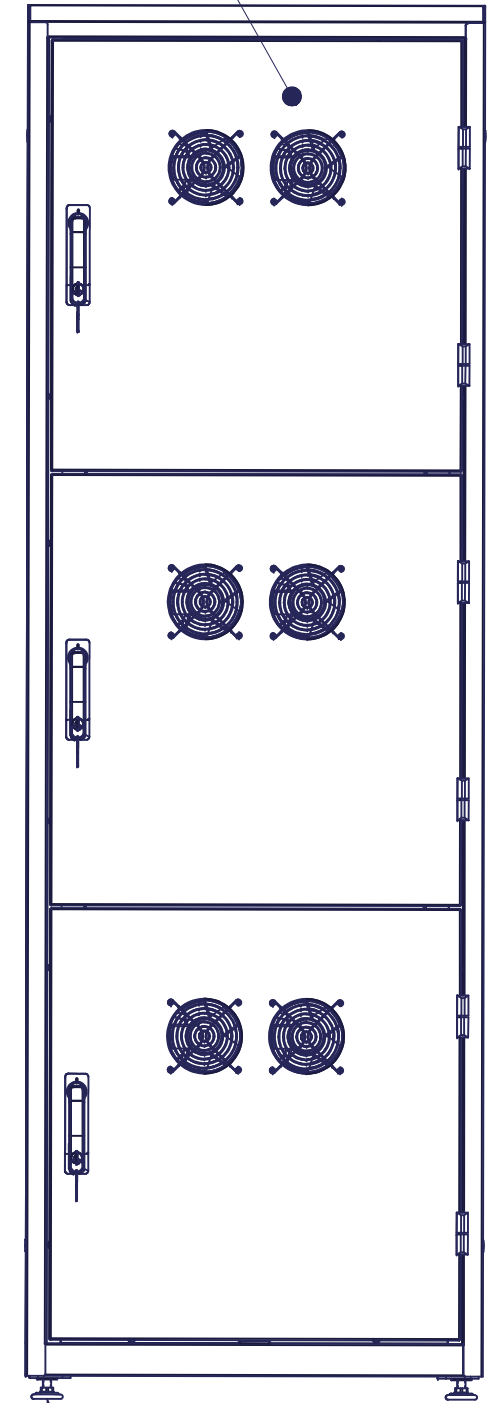
CABLE MANAGEMENT WIREWAYS SECURE FROM
EACH FOR THE OTHER COMPARTMENTS; CABLE
ENTRY CAN BE FROM THE TOP (AS SHOWN) OR BOTTOM



RIGHT SIDE VIEW
SIDE PANELS REMOVED FOR CLARITY

NETWORKING HOLES FOR
OPTIONAL #G101 HARDWARE

(3) SOLID FAN
DOORS ON REAR



REAR VIEW
LEVELORS INCLUDED
BUT NOT INSTALLED

LEVELORS INCLUDED
BUT NOT INSTALLED

ENCLOSURE DEPTHS	
PART NUMBER	DEPTH
GL843036CL3PF	36 IN
GL843042CL3PF	42 IN
GL843048CL3PF	48 IN

INTERPRET DRAWING PER ASME Y14.5M-1994
DIMENSIONAL LIMITS APPLY AFTER APPLICATION OF FINISH
DRAWING NOT TO SCALE
TOLERANCE UNLESS OTHERWISE NOTED:
ANGULAR +/- .1°
.XXXX +/- .010
.XXX +/- .015
.XX +/- .030
X FOR REF. ONLY

NOTICE:

Use of this document is subject to a confidentiality and nondisclosure agreement with Great Lakes Case & Cabinet Co., Inc. (GLCC) and may not be reproduced, disclosed or utilized in whole or in part without prior written authorization from GLCC.

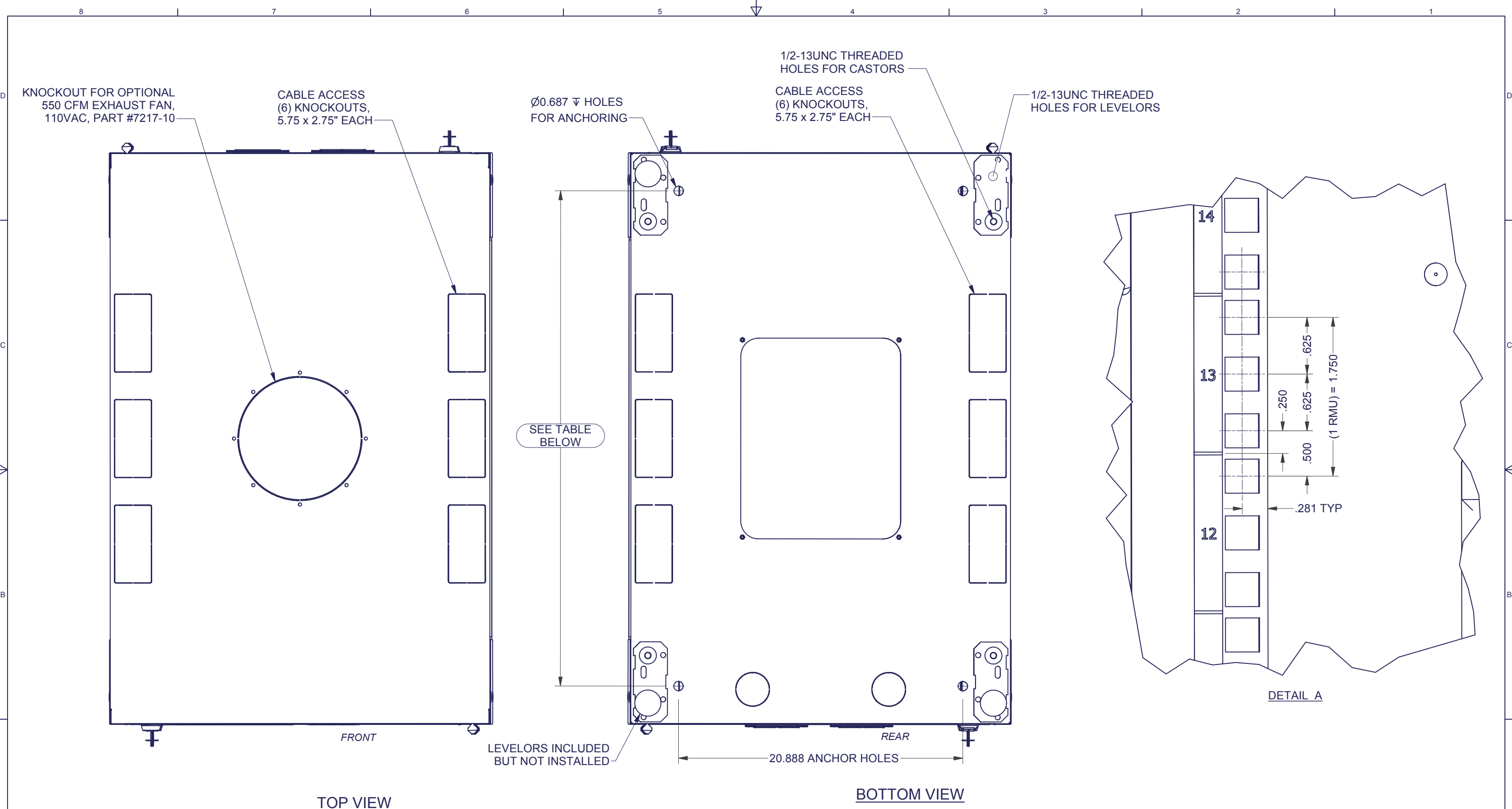
PART NUMBER: GL843042CL3PF	TITLE 84"H x 30"W x 42"D, THREE DOOR CO-LOCATION CABINET
QTY PER UNIT: 1	GREAT LAKES CASE & CABINET CO., INC. P.O. BOX 551 EDINBORO, PA 16412 PHONE (814) 734-7303 FAX (814) 734-3907 E-MAIL glcc@greatcabinets.com
MATERIAL TYPE: CRS	
MATERIAL GAUGE: VARIES	
FINISH: BLACK POWDERCOAT	
DRAWN JL	DATE 8/7/2008
CHECKED & APP. WSS	DATE 8/7/2018

DWG NO: GL843042CL3PF	REV -	SHEET: 2 OF 3
---------------------------------	----------	---------------



THIRD ANGLE
PROJECTION

UNLESS OTHERWISE SPECIFIED
ALL DIMENSIONS ARE IN INCHES



KNOCKOUT FOR OPTIONAL
550 CFM EXHAUST FAN,
110VAC, PART #7217-10

CABLE ACCESS
(6) KNOCKOUTS,
5.75 x 2.75" EACH

Ø0.687 ∇ HOLES
FOR ANCHORING

1/2-13UNC THREADED
HOLES FOR CASTORS

CABLE ACCESS
(6) KNOCKOUTS,
5.75 x 2.75" EACH

1/2-13UNC THREADED
HOLES FOR LEVELERS

SEE TABLE
BELOW

LEVELERS INCLUDED
BUT NOT INSTALLED

20.888 ANCHOR HOLES

DETAIL A

TOP VIEW

BOTTOM VIEW

ENCLOSURE ANCHOR HOLE SPACING	
PART NUMBER	ANCHOR DEPTH
GL843036CL3PF	30.4 IN
GL843042CL3PF	36.4 IN
GL843048CL3PF	42.4 IN

INTERPRET DRAWING PER ASME Y14.5M-1994
DIMENSIONAL LIMITS APPLY AFTER APPLICATION OF FINISH
DRAWING NOT TO SCALE
TOLERANCE UNLESS OTHERWISE NOTED:
ANGULAR +/- .1°
.XXXX +/- .010
.XXX +/- .015
.XX +/- .030
X FOR REF. ONLY
UNLESS OTHERWISE SPECIFIED ALL DIMENSIONS ARE IN INCHES

NOTICE:
Use of this document is subject to a confidentiality and nondisclosure agreement with Great Lakes Case & Cabinet Co., Inc. (GLCC) and may not be reproduced, disclosed or utilized in whole or in part without prior written authorization from GLCC.

PART NUMBER: GL843042CL3PF	
QTY PER UNIT: 1	
MATERIAL TYPE: CRS	
MATERIAL GAUGE: VARIES	
FINISH: BLACK POWDERCOAT	
DRAWN JL	DATE 8/7/2008
CHECKED & APP. WSS	DATE 8/7/2008

TITLE 84"H x 30"W x 42"D, THREE DOOR CO-LOCATION CABINET		
GREAT LAKES CASE & CABINET CO., INC. P.O. BOX 551 EDINBORO, PA 16412 PHONE (814) 734-7303 FAX (814) 734-3907 E-MAIL glcc@greatcabinets.com		
DWG NO: GL843042CL3PF	REV -	SHEET: 3 OF 3

