

GL843048CL2MM

SOLID SIDE PANELS
SECURED FROM
INSIDE ENCLOSURE

LEVELERS SUPPLIED
BUT NOT INSTALLED

SOLID BOTTOM PANEL

OPEN VIEW

GROUND STUD

(4) MESH FRONT &
REAR DOORS

EACH COMPARTMENT
IS KEYPED UNIQUELY

INTERPRET DRAWING PER ASME Y14.5M-1994
DIMENSIONAL LIMITS APPLY AFTER APPLICATION OF FINISH
DRAWING NOT TO SCALE
TOLERANCE UNLESS OTHERWISE NOTED:
ANGULAR +/- .1°
.XXXX +/- .010
.XXX +/- .015
.XX +/- .030
.X FOR REF. ONLY

NOTICE:
Use of this document is subject to a confidentiality and nondisclosure agreement with Great Lakes Case & Cabinet Co., Inc. (GLCC) and may not be reproduced, disclosed or utilized in whole or in part without prior written authorization from GLCC.

PART NUMBER: GL843048CL2MM	
QTY PER UNIT: 1	
MATERIAL TYPE: CRS	
MATERIAL GAUGE: VARIES	
FINISH: BLACK POWDERCOAT	
DRAWN JL	DATE 8/7/2008
CHECKED & APP. WSS	DATE 8/7/2008

TITLE 84"H x 30"W x 48"D, TWO-DOOR CO-LOCATION CABINET	
GREAT LAKES CASE & CABINET CO., INC. P.O. BOX 551 EDINBORO, PA 16412 PHONE (814) 734-7303 FAX (814) 734-3907 E-MAIL glcc@greatcabinets.com	
DWG NO: GL843048CL2MM 5	REV 5

SHEET: 1 OF 3



THIRD ANGLE
PROJECTION

FULLY ADJUSTABLE 19"EIA
EQUIPMENT RAILS, 3/8" SQ

(2) PERIMETER VENTED
PLEXIGLAS DOORS

CABLE MANAGEMENT WIREWAYS
SECURE FROM EACH COMPARTMENT
CABLE ENTRY CAN BE FROM TOP
(AS SHOWN) OR BOTTOM AS NEEDED

NETWORKING HOLES FOR
OPTIONAL #G101 HARDWARE

(2) PERIMETER VENTED
PLEXIGLAS DOORS

20.312 ± TO ±

19.750 INSIDE

(21 RMU) = 36.812 PER
EACH COMPARTMENT

84.00

30.00

48.00

FRONT VIEW
DOORS REMOVED FOR CLARITY

FRONT VIEW

RIGHT SIDE VIEW
SIDE PANELS REMOVED FOR CLARITY

LEVELORS SUPPLIED
BUT NOT INSTALLED

REAR VIEW

LEVELORS SUPPLIED
BUT NOT INSTALLED

ENCLOSURE DEPTHS	
PART NUMBER	DEPTH
GL843036CL2MM	36 IN
GL843042CL2MM	42 IN
GL843048CL2MM	48 IN

INTERPRET DRAWING PER ASME Y14.5M-1994
DIMENSIONAL LIMITS APPLY
AFTER APPLICATION OF FINISH
DRAWING NOT TO SCALE
TOLERANCE UNLESS OTHERWISE NOTED:
ANGULAR +/- .1"
.XXXX +/- .010
.XXX +/- .015
.XX +/- .030
.X FOR REF. ONLY

NOTICE:

Use of this document is subject to a confidentiality and nondisclosure agreement with Great Lakes Case & Cabinet Co., Inc. (GLCC) and may not be reproduced, disclosed or utilized in whole or in part without prior written authorization from GLCC.

PART NUMBER: GL843048CL2MM	TITLE 84"H x 30"W x 48"D, TWO-DOOR CO-LOCATION CABINET
QTY PER UNIT: 1	GREAT LAKES CASE & CABINET CO., INC. P.O. BOX 551 EDINBORO, PA 16412 PHONE (814) 734-7303 FAX (814) 734-3907 E-MAIL glcc@greatcabinets.com
MATERIAL TYPE: CRS	
MATERIAL GAUGE: VARIES	
FINISH: BLACK POWDERCOAT	
DRAWN JL	DATE 8/7/2008
CHECKED & APP. WSS	DATE 8/7/2008

DWG NO: GL843048CL2MM 5	REV 5	SHEET: 2 OF 3
-----------------------------------	-----------------	---------------



UNLESS OTHERWISE SPECIFIED
ALL DIMENSIONS ARE IN INCHES

KNOCKOUT FOR OPTIONAL
550 CFM EXHAUST FAN,
110 VAC, PART #7217-10

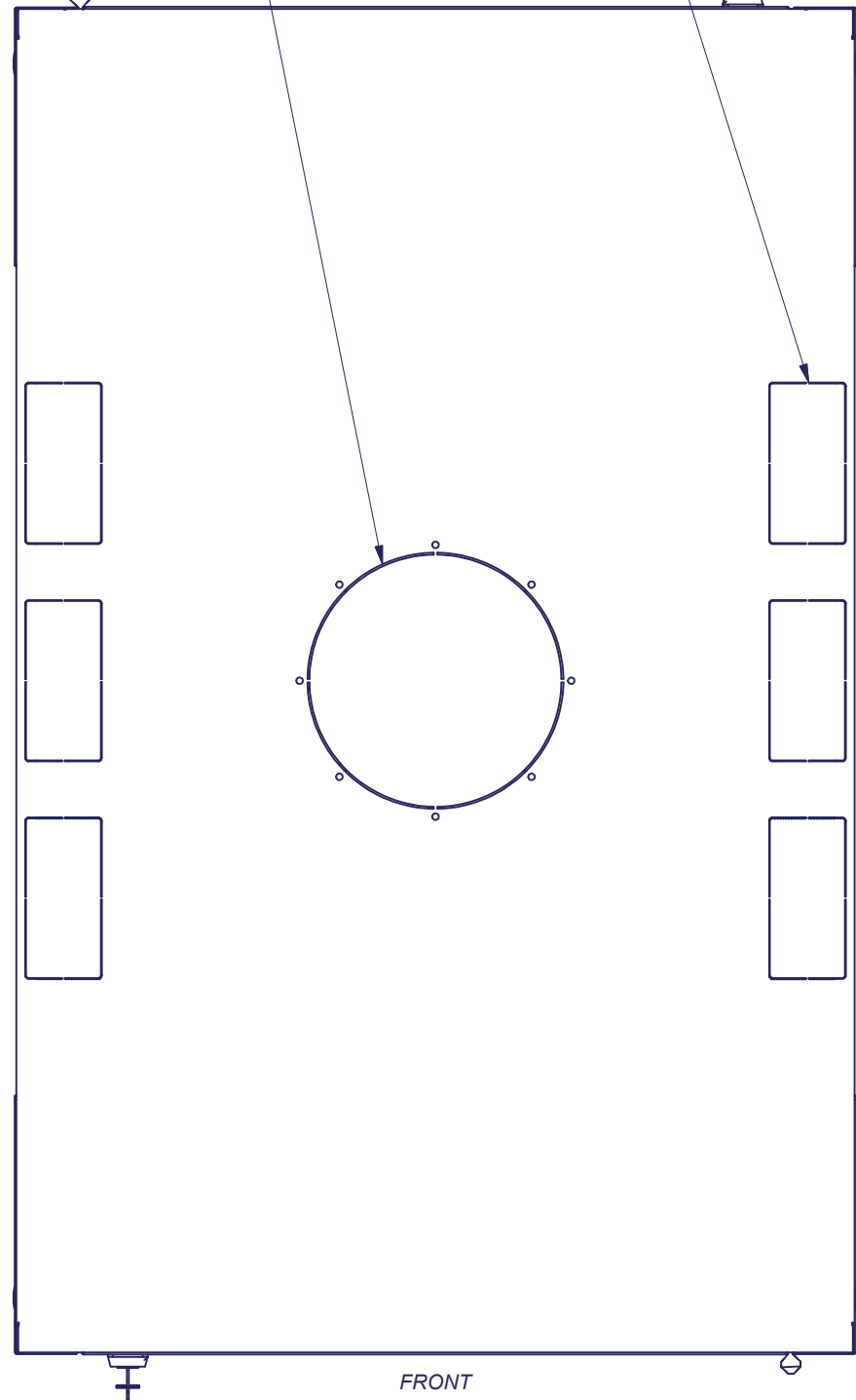
(6) CABLE ACCESS
KNOCKOUTS ARE
5.75" x 2.75" EACH

Ø.687 ▽ FOR
ANCHORING

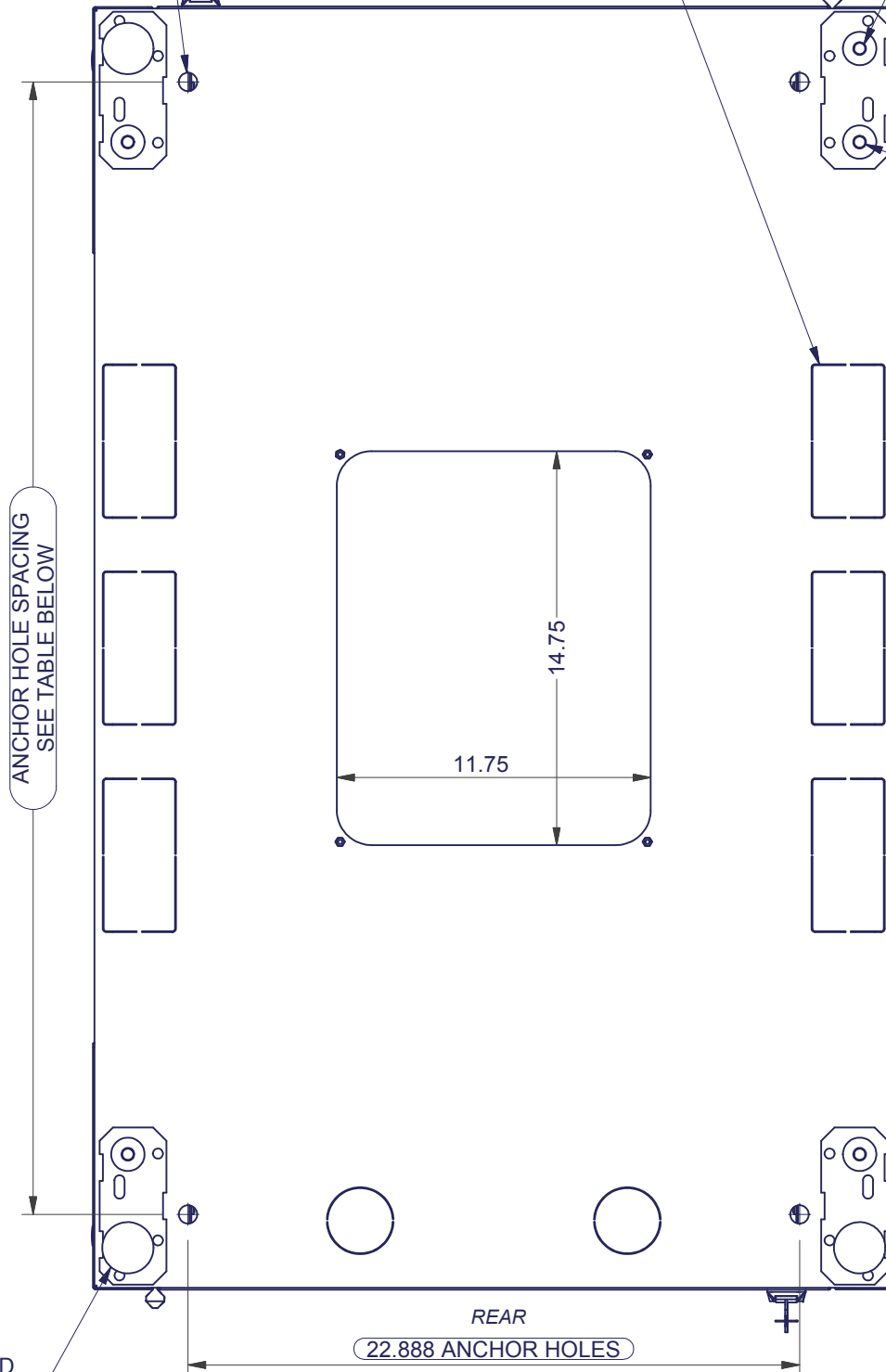
(6) CABLE ACCESS
KNOCKOUTS ARE
5.75" x 2.75" EACH

1/2"-13UNC THREADED
HOLE FOR LEVELERS

1/2"-13UNC THREADED
HOLE FOR CASTERS



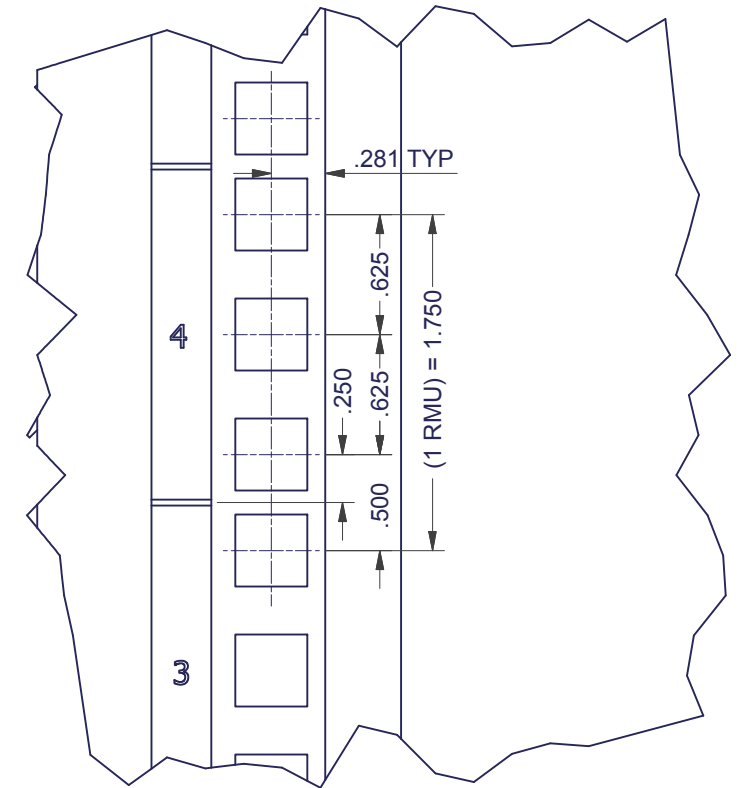
TOP VIEW



BOTTOM VIEW

ANCHOR HOLE SPACING
SEE TABLE BELOW

LEVELERS INCLUDED
BUT NOT INSTALLED



**DETAIL A
FROM SHEET 2**

ENCLOSURE ANCHOR HOLE SPACING	
PART NUMBER	SPACING DEPTH
GL843036CL2MM	30.4 IN
GL843042CL2MM	36.4 IN
GL843048CL2MM	42.4 IN

INTERPRET DRAWING PER ASME Y14.5M-1994
DIMENSIONAL LIMITS APPLY
AFTER APPLICATION OF FINISH
DRAWING NOT TO SCALE
TOLERANCE UNLESS OTHERWISE NOTED:
ANGULAR +/- .1"
.XXXX +/- .010
.XXX +/- .015
.XX +/- .030
.X FOR REF. ONLY
UNLESS OTHERWISE SPECIFIED
ALL DIMENSIONS ARE IN INCHES

NOTICE:

Use of this document is subject to a confidentiality and nondisclosure agreement with Great Lakes Case & Cabinet Co., Inc. (GLCC) and may not be reproduced, disclosed or utilized in whole or in part without prior written authorization from GLCC.

PART NUMBER:
GL843048CL2MM
QTY PER UNIT: 1
MATERIAL TYPE: CRS
MATERIAL GAUGE: VARIES
FINISH: BLACK POWDERCOAT
DRAWN: JL
CHECKED & APP. WSS
DATE: 8/7/2008

TITLE: **84"H x 30"W x 48"D, TWO-DOOR CO-LOCATION CABINET**
GREAT LAKES CASE & CABINET CO., INC.
P.O. BOX 551 EDINBORO, PA 16412
PHONE (814) 734-7303 FAX (814) 734-3907
E-MAIL glcc@greatcabinets.com
DWG NO: **GL843048CL2MM 5**
REV: 5
SHEET: 3 OF 3