

(2) VENTED MESH DOORS ON FRONT

GROUND STUD

(2) SOLID FAN DOORS ON REAR

EACH COMPARTMENT IS KEYPED UNIQUELY

SOLID SIDE PANELS ARE SECURED FROM INSIDE OF ENCLOSURE

LEVELORS INCLUDED BUT NOT INSTALLED

SOLID BOTTOM PANEL

OPEN VIEW

**GL843048CL2PF**

INTERPRET DRAWING PER ASME Y14.5M-1994
DIMENSIONAL LIMITS APPLY AFTER APPLICATION OF FINISH
DRAWING NOT TO SCALE
TOLERANCE UNLESS OTHERWISE NOTED:
ANGULAR +/- .1°
.XXXX +/- .010
.XXX +/- .015
.XX +/- .030
.X FOR REF. ONLY

**NOTICE:**  
Use of this document is subject to a confidentiality and nondisclosure agreement with Great Lakes Case & Cabinet Co., Inc. (GLCC) and may not be reproduced, disclosed or utilized in whole or in part without prior written authorization from GLCC.

PART NUMBER:	GL843048CL2PF
QTY PER UNIT:	1
MATERIAL TYPE:	CRS
MATERIAL GAUGE:	VARIES
FINISH:	BLACK POWDERCOAT
DRAWN:	JL
CHECKED & APP.:	WSS
DATE:	8/7/2008

TITLE:	84"H x 30"W x 48"D, TWO DOOR CO-LOCATION CABINET
GREAT LAKES CASE & CABINET CO., INC. P.O. BOX 551 EDINBORO, PA 16412 PHONE (814) 734-7303 FAX (814) 734-3907 E-MAIL glcc@greatcabinets.com	
DWG NO:	GL843048CL2PF
REV:	5



THIRD ANGLE PROJECTION  
UNLESS OTHERWISE SPECIFIED ALL DIMENSIONS ARE IN INCHES

SHEET: 1 OF 3

FULLY ADJUSTABLE 19"EIA  
EQUIPMENT RAILS w/ 3/8" SQ.

(2) FRONT PERIMETER  
VENTED PLEXIGLAS DOORS

CABLE MANAGEMENT WIREWAYS ARE  
SECURE FROM EACH COMPARTMENT  
CABLE ENTRY CAN BE FROM EITHER  
TOP (AS SHOWN) OR BOTTOM AS NEEDED

(2) SOLID REAR DOORS w/ EXHAUST  
FANS, 150 CFM TOTAL PER EACH DOOR

20.312 ± TO ±

19.750 INSIDE

(21 RMU) = 36.81 PER  
EACH COMPARTMENT

84.00

30.00

48.00

**FRONT VIEW**  
DOORS REMOVED FOR CLARITY

LEVELORS INCLUDED  
BUT NOT INSTALLED

**FRONT VIEW**

**RIGHT SIDE VIEW**  
SIDE PANELS REMOVED FOR CLARITY

NETWORK HOLES  
FOR OPTIONAL  
#G101 HARDWARE

LEVELORS INCLUDED  
BUT NOT INSTALLED

**REAR VIEW**

ENCLOSURE DEPTHS	
PART NUMBER	DEPTH
GL843036CL2PF	36 IN
GL843042CL2PF	42 IN
GL843048CL2PF	48 IN

INTERPRET DRAWING PER ASME Y14.5M-1994  
DIMENSIONAL LIMITS APPLY  
AFTER APPLICATION OF FINISH  
DRAWING NOT TO SCALE  
TOLERANCE UNLESS OTHERWISE NOTED:  
ANGULAR +/- .1°  
.XXXX +/- .010  
.XXX +/- .015  
.XX +/- .030  
.X FOR REF. ONLY

**NOTICE:**

Use of this document is subject to a confidentiality and nondisclosure agreement with Great Lakes Case & Cabinet Co., Inc. (GLCC) and may not be reproduced, disclosed or utilized in whole or in part without prior written authorization from GLCC.

PART NUMBER:  
**GL843048CL2PF**  
QTY PER UNIT: 1  
MATERIAL TYPE:  
CRS  
MATERIAL GAUGE:  
VARIES  
FINISH: BLACK POWDERCOAT  
DRAWN: JL  
CHECKED & APP.: WSS  
DATE: 8/7/2008  
DATE: 9/22/2009

TITLE: **84"H x 30"W x 48"D, TWO DOOR CO-LOCATION CABINET**  
GREAT LAKES CASE & CABINET CO., INC.  
P.O. BOX 551 EDINBORO, PA 16412  
PHONE (814) 734-7303 FAX (814) 734-3907  
E-MAIL glcc@greatcabinets.com

THIRD ANGLE  
PROJECTION

UNLESS OTHERWISE SPECIFIED  
ALL DIMENSIONS ARE IN INCHES

DWG NO: **GL843048CL2PF** REV: **5** SHEET: 2 OF 3

KNOCKOUT FOR OPTIONAL  
550 CFM EXHAUST FAN,  
110 VAC, PART #7217-10

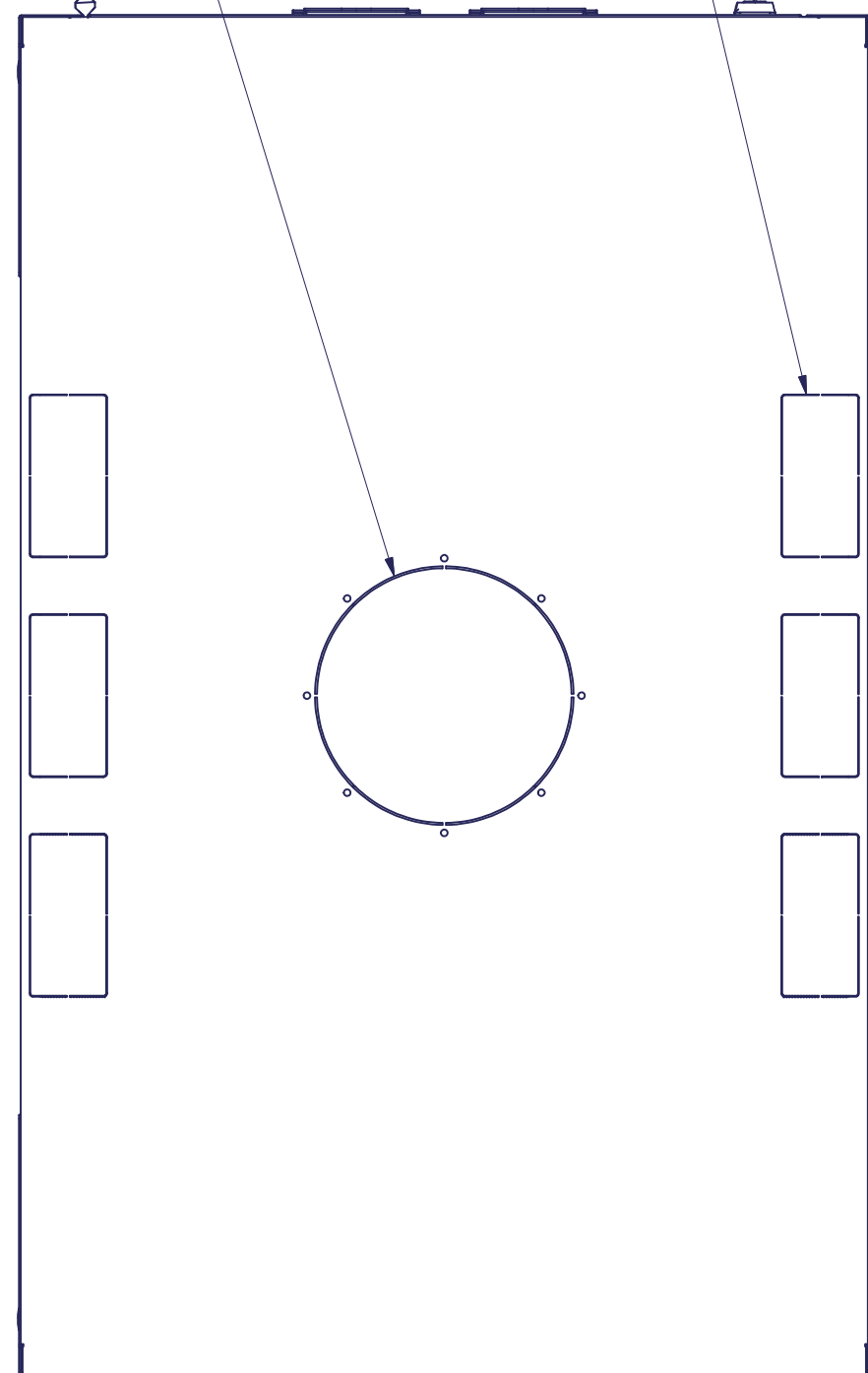
(6) CABLE ACCESS  
KNOCKOUTS ARE  
5.75" x 2.75" EACH

Ø.687 ▽ FOR  
ANCHORING

1/2-13UNC THREADED  
HOLE FOR LEVELERS

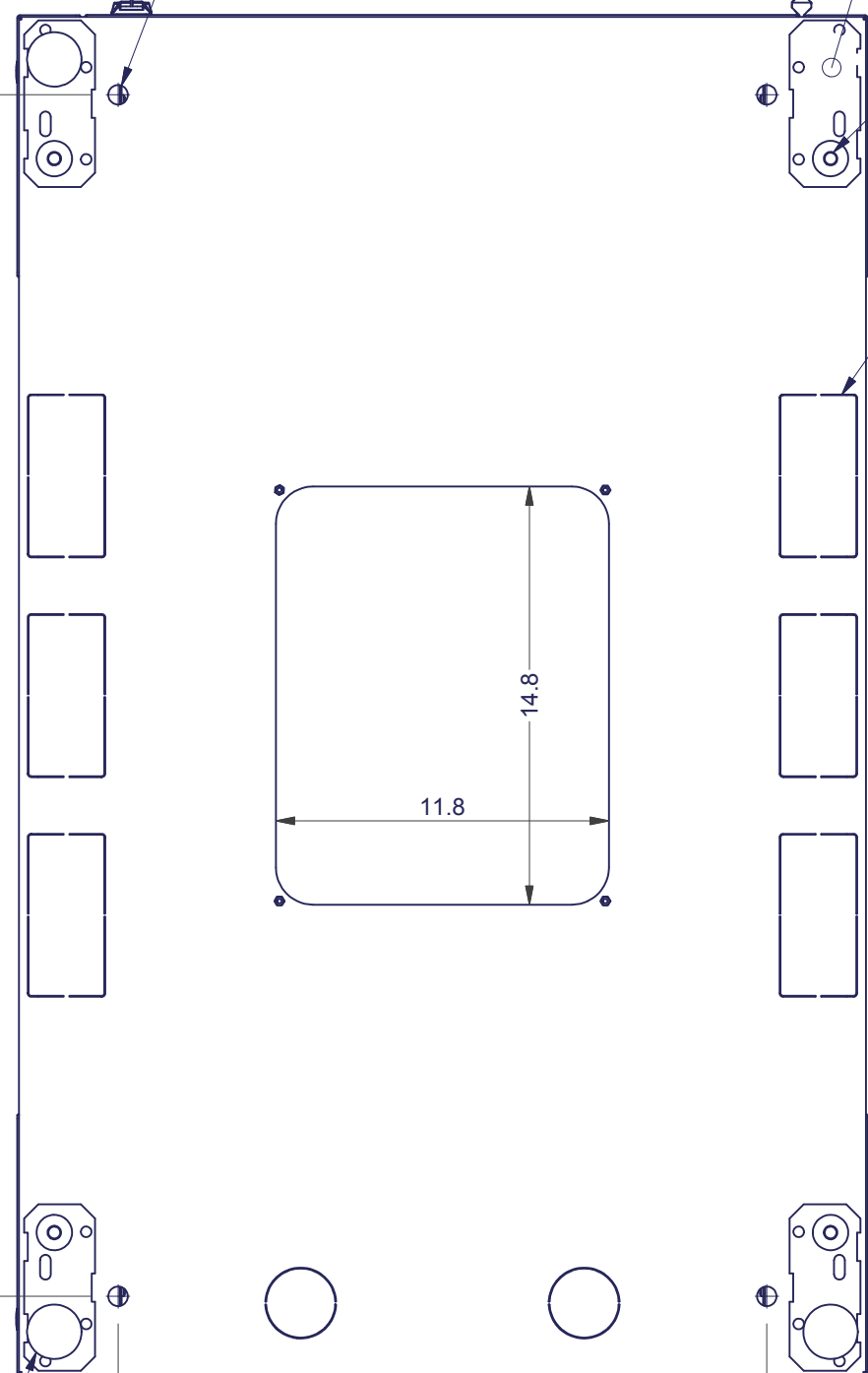
1/2-13UNC THREADED  
HOLE FOR CASTERS

(6) CABLE ACCESS  
KNOCKOUTS ARE  
5.75" x 2.75" EACH

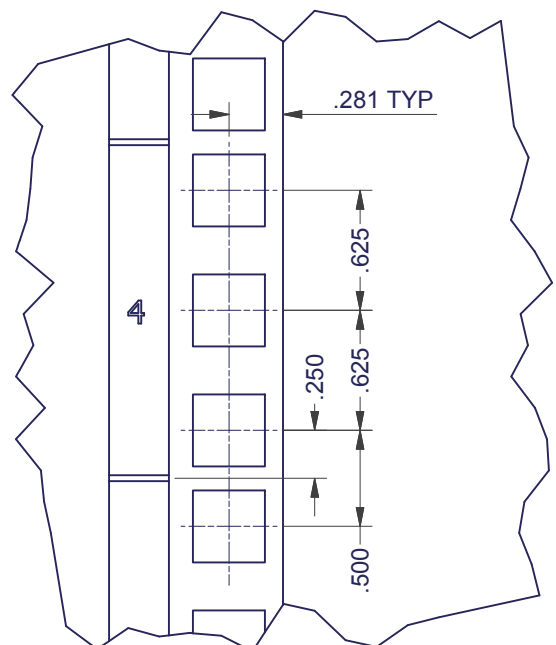


**TOP VIEW**

ANCHOR HOLE SPACING  
SEE TABLE BELOW



**BOTTOM VIEW**



**DETAIL A  
FROM SHEET 2**

LEVELERS INCLUDED  
BUT NOT INSTALLED

22.9 ANCHOR HOLES

ENCLOSURE ANCHOR HOLE SPACING	
PART NUMBER	SPACING DEPTH
GL843036CL2PF	30.4 IN
GL843042CL2PF	36.4 IN
GL843048CL2PF	42.4 IN

INTERPRET DRAWING PER ASME Y14.5M-1994  
DIMENSIONAL LIMITS APPLY  
AFTER APPLICATION OF FINISH  
DRAWING NOT TO SCALE  
TOLERANCE UNLESS OTHERWISE NOTED:  
ANGULAR +/- .1°  
.XXXX +/- .010  
.XXX +/- .015  
.XX +/- .030  
.X FOR REF. ONLY

**NOTICE:**  
Use of this document is subject to a confidentiality and nondisclosure agreement with Great Lakes Case & Cabinet Co., Inc. (GLCC) and may not be reproduced, disclosed or utilized in whole or in part without prior written authorization from GLCC.

PART NUMBER:  
**GL843048CL2PF**  
QTY PER UNIT: 1  
MATERIAL TYPE: CRS  
MATERIAL GAUGE: VARIES  
FINISH: BLACK POWDERCOAT

TITLE: **84"H x 30"W x 48"D, TWO DOOR CO-LOCATION CABINET**  
**GREAT LAKES CASE & CABINET CO., INC.**  
P.O. BOX 551 EDINBORO, PA 16412  
PHONE (814) 734-7303 FAX (814) 734-3907  
E-MAIL glcc@greatcabinets.com

THIRD ANGLE PROJECTION

UNLESS OTHERWISE SPECIFIED  
ALL DIMENSIONS ARE IN INCHES

DRAWN: JL DATE: 8/7/2008  
CHECKED & APP. DATE: 8/7/2008  
WSS

DWG NO: **GL843048CL2PF** REV: **5** SHEET: 3 OF 3