

**GL843048CL3MM**

SOLID SIDE PANELS ARE SECURED FROM INSIDE THE ENCLOSURE

LEVELERS INCLUDED BUT NOT INSTALLED

OPEN VIEW

SOLID BOTTOM PANEL

GROUND STUD

GROUND STUD

(3) MESH, FRONT & REAR DOORS

EACH COMPARTMENT IS TO BE KEYPED UNIQUELY

INTERPRET DRAWING PER ASME Y14.5M-1994
DIMENSIONAL LIMITS APPLY AFTER APPLICATION OF FINISH
DRAWING NOT TO SCALE
TOLERANCE UNLESS OTHERWISE NOTED:
ANGULAR +/- .1°
.XXXX +/- .010
.XXX +/- .015
.XX +/- .030
.X FOR REF. ONLY

**NOTICE:**

Use of this document is subject to a confidentiality and nondisclosure agreement with Great Lakes Case & Cabinet Co., Inc. (GLCC) and may not be reproduced, disclosed or utilized in whole or in part without prior written authorization from GLCC.

PART NUMBER:	GL843048CL3MM
QTY PER UNIT:	1
MATERIAL TYPE:	CRS
MATERIAL GAUGE:	VARIES
FINISH:	BLACK POWDERCOAT
DRAWN:	JL
CHECKED & APP.:	WSS
DATE:	8/7/2008
DATE:	8/7/2008

TITLE	84"H x 30"W x 48"D, THREE DOOR CO-LOCATION CABINET
GREAT LAKES CASE & CABINET CO., INC.	
P.O. BOX 551 EDINBORO, PA 16412	
PHONE (814) 734-7303 FAX (814) 734-3907	
E-MAIL glcc@greatcabinets.com	
DWG NO:	REV
GL843048CL3MM	-
SHEET: 1 OF 3	



THIRD ANGLE PROJECTION

FULLY ADJUSTABLE 19"EIA  
EQUIPMENT RAILS, 3/8" SQ

19.156 t TO t

18.594 INSIDE

(14 RMU) = 24.625  
PER COMPARTMENT

LEVELORS INCLUDED  
BUT NOT INSTALLED

**FRONT VIEW**  
DOORS REMOVED FOR CLARITY

(3) PERIMETER  
VENTED MESH DOORS

84.00

30.00

**FRONT VIEW**

CABLE MANAGEMENT RACEWAYS ARE  
SECURED FROM EACH OF THE OTHER  
COMPARTMENTS; CABLE ENTRY CAN BE  
FROM THE TOP (AS SHOWN) OR BOTTOM

NETWORK HOLES  
FOR OPTIONAL  
#G101 HARDWARE

DEPTH, SEE TABLE BELOW

**RIGHT SIDE VIEW**  
SIDE PANELS REMOVED FOR CLARITY

(3) PERIMETER  
VENTED MESH DOORS

LEVELORS INCLUDED  
BUT NOT INSTALLED

**REAR VIEW**

ENCLOSURE DEPTHS	
PART NUMBER	DEPTH
GL843036CL3MM	36 IN
GL843042CL3MM	42 IN
GL843048CL3MM	48 IN

INTERPRET DRAWING PER ASME Y14.5M-1994  
DIMENSIONAL LIMITS APPLY  
AFTER APPLICATION OF FINISH  
DRAWING NOT TO SCALE  
TOLERANCE UNLESS OTHERWISE NOTED:  
ANGULAR +/- .1"  
.XXXX +/- .010  
.XXX +/- .015  
.XX +/- .030  
X FOR REF. ONLY

**NOTICE:**

Use of this document is subject to a confidentiality and nondisclosure agreement with Great Lakes Case & Cabinet Co., Inc. (GLCC) and may not be reproduced, disclosed or utilized in whole or in part without prior written authorization from GLCC.

PART NUMBER:  
**GL843048CL3MM**  
QTY PER UNIT: 1  
MATERIAL TYPE:  
CRS  
MATERIAL GAUGE:  
VARIES  
FINISH: BLACK POWDERCOAT  
DRAWN: JL  
DATE: 8/7/2008  
CHECKED & APP.: WSS  
DATE: 5/5/2011

TITLE  
**84"H x 30"W x 48"D, THREE DOOR  
CO-LOCATION CABINET**  
GREAT LAKES CASE & CABINET CO., INC.  
P.O. BOX 551 EDINBORO, PA 16412  
PHONE (814) 734-7303 FAX (814) 734-3907  
E-MAIL glcc@greatcabinets.com



THIRD ANGLE  
PROJECTION

UNLESS OTHERWISE SPECIFIED  
ALL DIMENSIONS ARE IN INCHES

DWG NO: **GL843048CL3MM** REV: -  
SHEET: 2 OF 3

KNOCKOUT FOR OPTIONAL  
550 CFM EXHAUST FAN,  
110 VAC, PART #7217-10

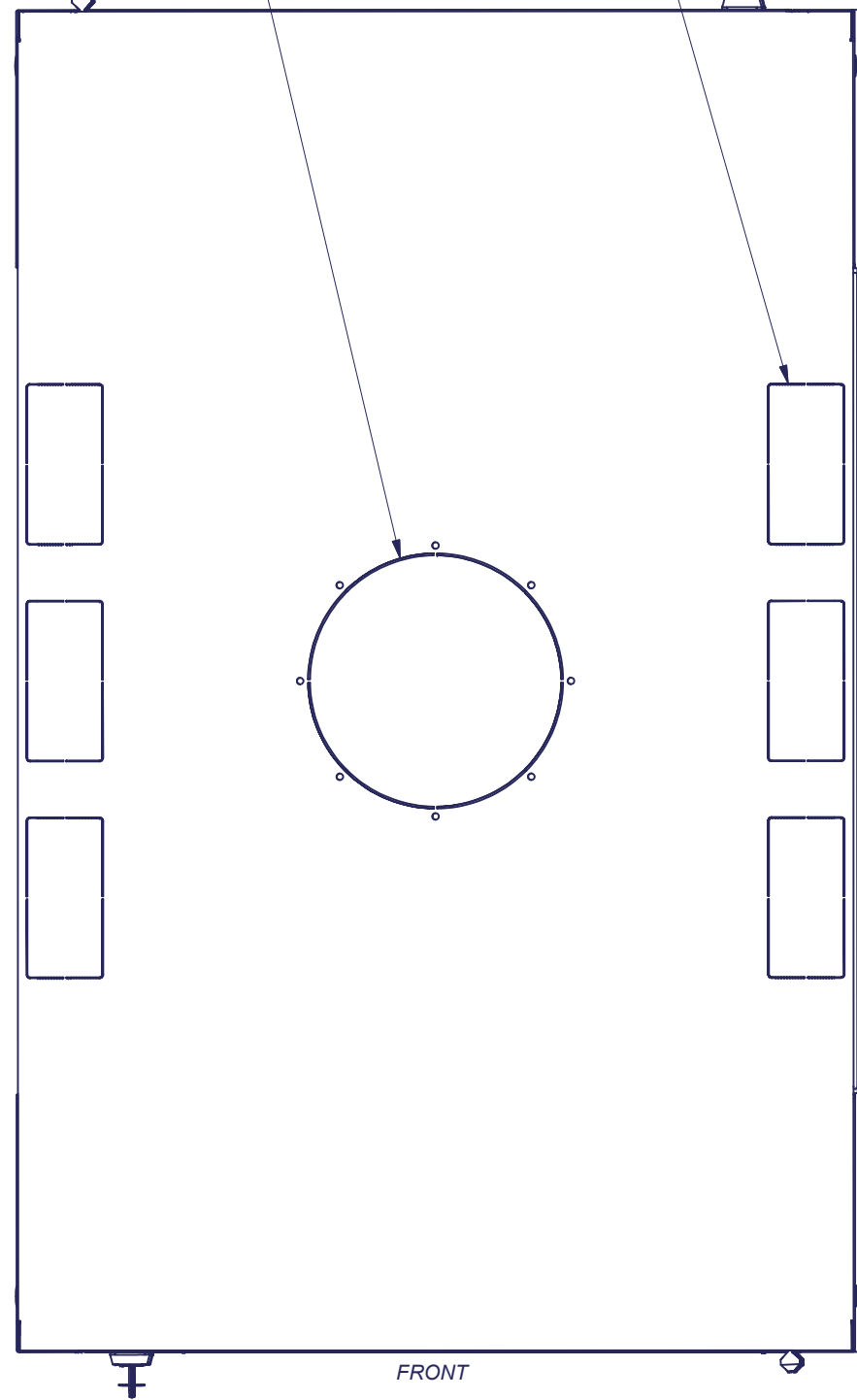
(6) CABLE ACCESS  
KNOCKOUTS ARE  
5.75" x 2.75" EACH

Ø.687 ∇ FOR  
ANCHORING

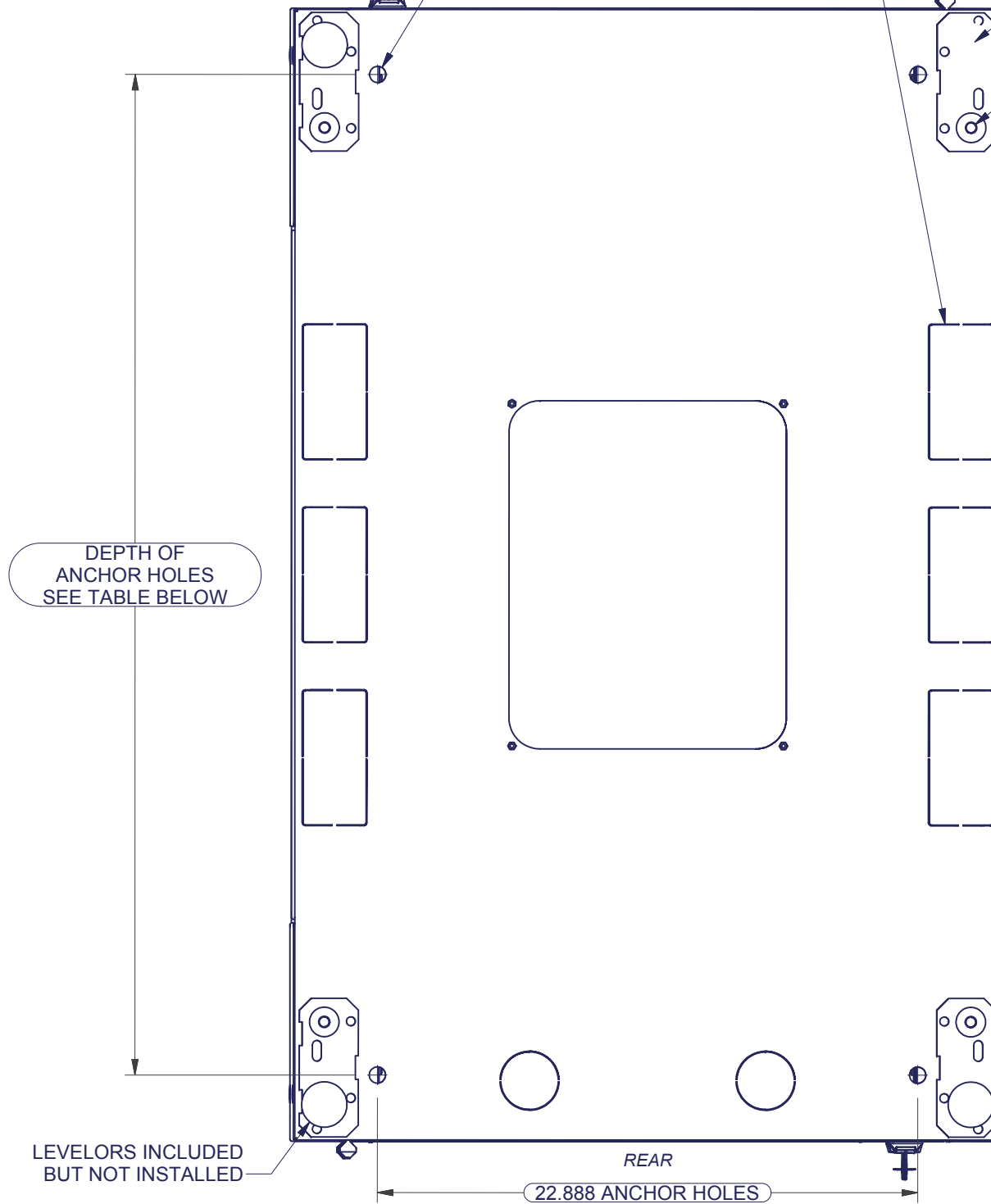
(6) CABLE ACCESS  
KNOCKOUTS ARE  
5.75" x 2.75" EACH

1/2-13UNC THREADED  
HOLES FOR LEVELERS

1/2-13UNC THREADED  
HOLES FOR CASTORS



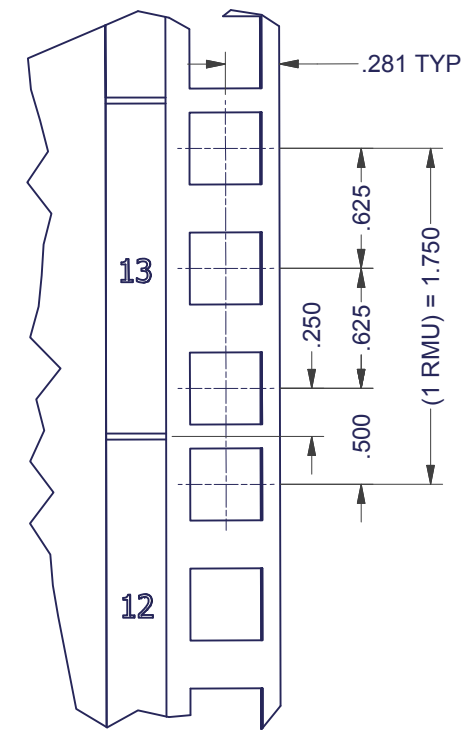
TOP VIEW



BOTTOM VIEW

DEPTH OF  
ANCHOR HOLES  
SEE TABLE BELOW

LEVELERS INCLUDED  
BUT NOT INSTALLED



DETAIL A  
FROM SHEET 2

ENCLOSURE ANCHOR HOLE SPACING	
PART NUMBER	ANCHOR DEPTH
GL843036CL3MM	30.4 IN
GL843042CL3MM	36.4 IN
GL843048CL3MM	42.4 IN

INTERPRET DRAWING PER ASME Y14.5M-1994  
DIMENSIONAL LIMITS APPLY  
AFTER APPLICATION OF FINISH  
DRAWING NOT TO SCALE  
TOLERANCE UNLESS OTHERWISE NOTED:  
ANGULAR +/- .1°  
.XXXX +/- .010  
.XXX +/- .015  
.XX +/- .030  
.X FOR REF. ONLY

**NOTICE:**

Use of this document is subject to a confidentiality and nondisclosure agreement with Great Lakes Case & Cabinet Co., Inc. (GLCC) and may not be reproduced, disclosed or utilized in whole or in part without prior written authorization from GLCC.

PART NUMBER:  
**GL843048CL3MM**  
QTY PER UNIT: 1  
MATERIAL TYPE:  
CRS  
MATERIAL GAUGE:  
VARIES  
FINISH: BLACK POWDERCOAT

TITLE  
**84"H x 30"W x 48"D, THREE DOOR  
CO-LOCATION CABINET**  
GREAT LAKES CASE & CABINET CO., INC.  
P.O. BOX 551 EDINBORO, PA 16412  
PHONE (814) 734-7303 FAX (814) 734-3907  
E-MAIL glcc@greatcabinets.com

THIRD ANGLE  
PROJECTION

UNLESS OTHERWISE SPECIFIED  
ALL DIMENSIONS ARE IN INCHES

DRAWN  
JL  
CHECKED & APP.  
WSS

DWG NO:  
**GL843048CL3MM**  
REV  
DATE  
8/7/2008  
DATE  
5/5/2011  
SHEET: 3 OF 3