

GL843048CL3PF

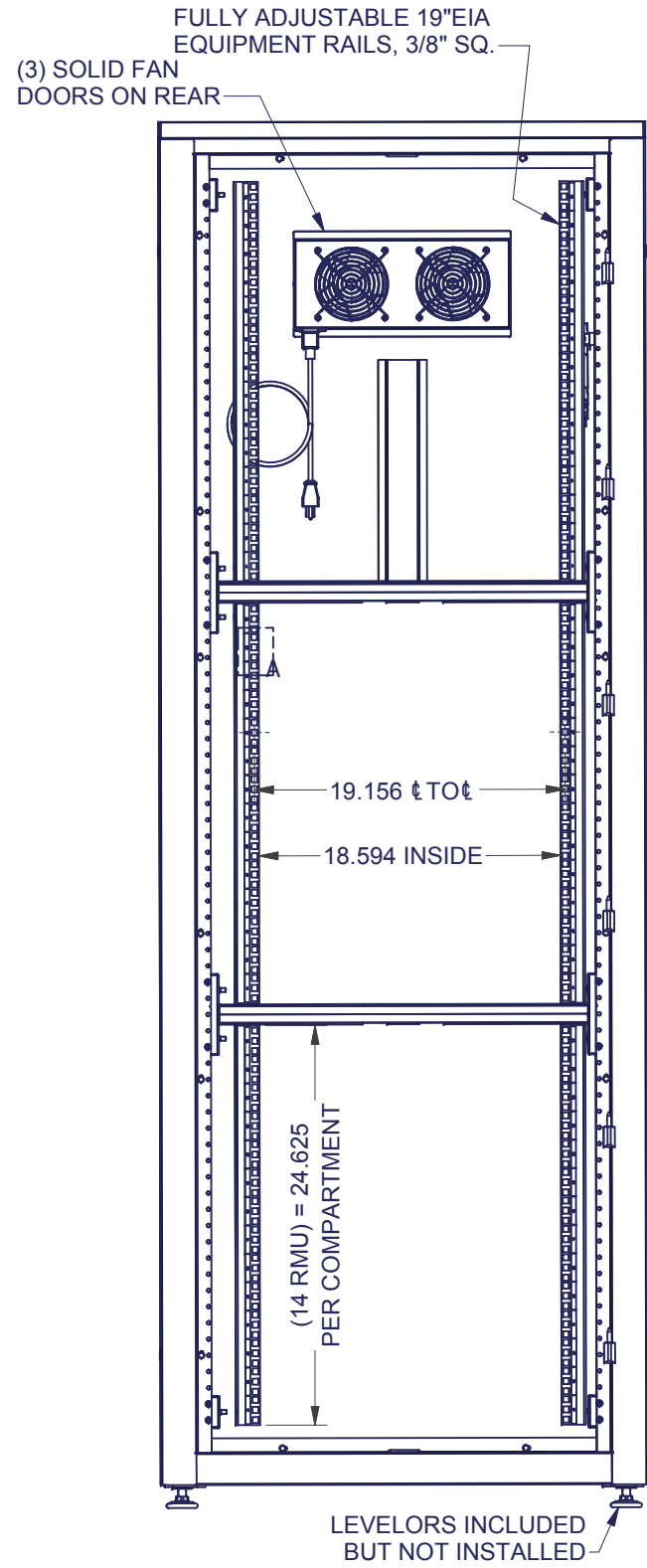
INTERPRET DRAWING PER ASME Y14.5M-1994
DIMENSIONAL LIMITS APPLY AFTER APPLICATION OF FINISH
DRAWING NOT TO SCALE
TOLERANCE UNLESS OTHERWISE NOTED:
ANGULAR +/- .1°
.XXXX +/- .010
.XXX +/- .015
.XX +/- .030
.X FOR REF. ONLY
UNLESS OTHERWISE SPECIFIED ALL DIMENSIONS ARE IN INCHES

NOTICE:
 Use of this document is subject to a confidentiality and nondisclosure agreement with Great Lakes Case & Cabinet Co., Inc. (GLCC) and may not be reproduced, disclosed or utilized in whole or in part without prior written authorization from GLCC.

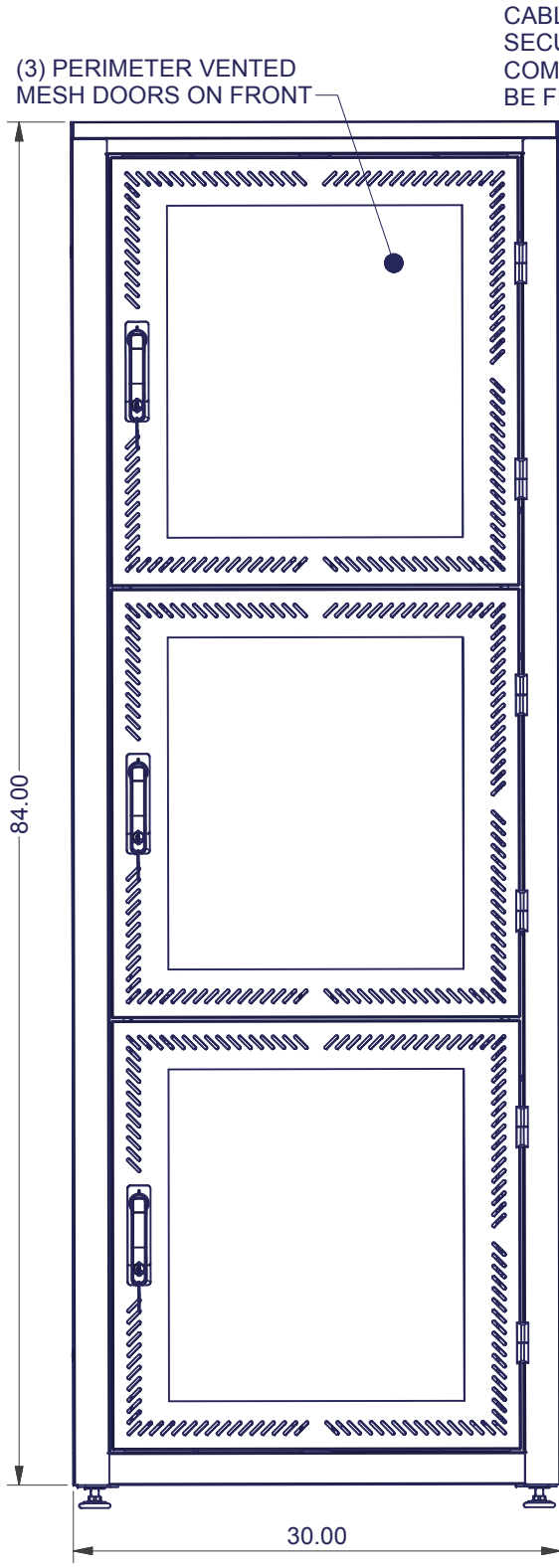
PART NUMBER:	GL843048CL3PF
QTY PER UNIT:	1
MATERIAL TYPE:	CRS
MATERIAL GAUGE:	VARIES
FINISH:	BLACK POWDERCOAT
DRAWN	JL
CHECKED & APP.	WSS
DATE	8/7/2008
DATE	8/7/2008

TITLE	84"H x 30"W x 48"D, THREE DOOR CO-LOCATION CABINET	
	GREAT LAKES CASE & CABINET CO., INC. P.O. BOX 551 EDINBORO, PA 16412 PHONE (814) 734-7303 FAX (814) 734-3907 E-MAIL glcc@greatcabinets.com	
DWG NO:	REV	SHEET
GL843048CL3PF	4	1 OF 3

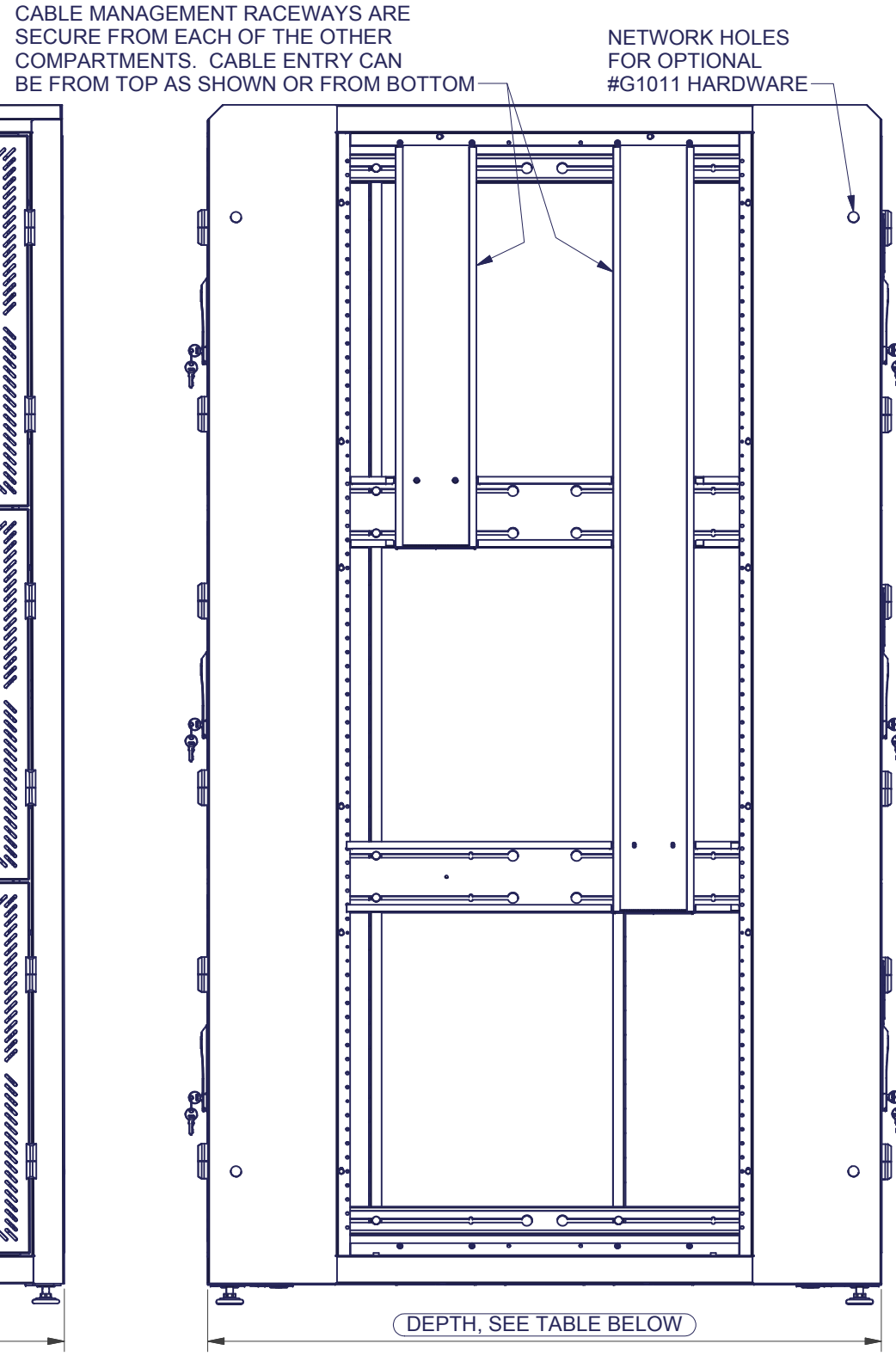




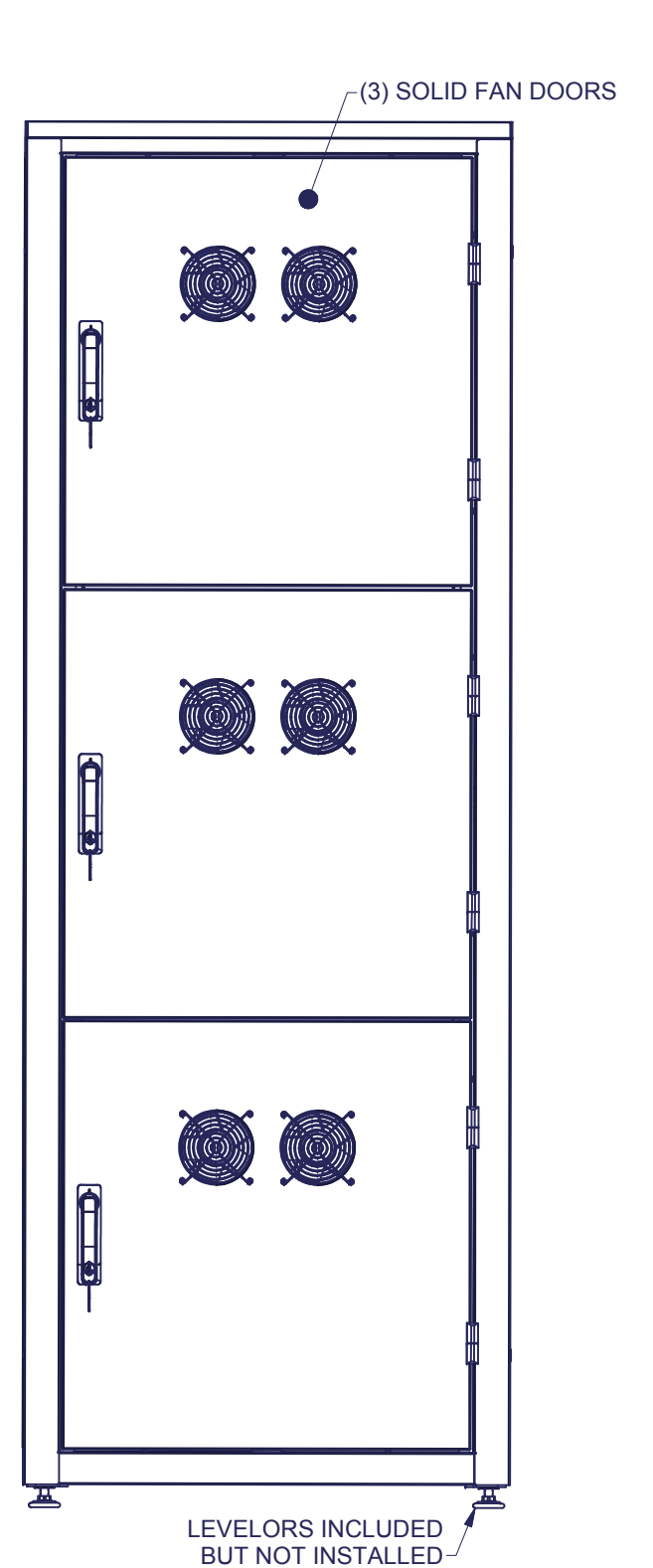
FRONT VIEW
DOORS REMOVED FOR CLARITY



FRONT VIEW



RIGHT SIDE VIEW
SIDE PANELS REMOVED FOR CLARITY



REAR VIEW

ENCLOSURE DEPTHS	
PART NUMBER	DEPTH
GL843036CL3PF	36 IN
GL843042CL3PF	42 IN
GL843048CL3PF	48 IN

INTERPRET DRAWING PER ASME Y14.5M-1994
 DIMENSIONAL LIMITS APPLY
 AFTER APPLICATION OF FINISH
 DRAWING NOT TO SCALE
 TOLERANCE UNLESS OTHERWISE NOTED:
 ANGULAR +/- .1°
 .XXXX +/- .010
 .XXX +/- .015
 .XX +/- .030
 X FOR REF. ONLY

NOTICE:
 Use of this document is subject to a confidentiality and nondisclosure agreement with Great Lakes Case & Cabinet Co., Inc. (GLCC) and may not be reproduced, disclosed or utilized in whole or in part without prior written authorization from GLCC.

PART NUMBER: GL843048CL3PF	TITLE 84"H x 30"W x 48"D, THREE DOOR CO-LOCATION CABINET
QTY PER UNIT: 1	GREAT LAKES CASE & CABINET CO., INC. P.O. BOX 551 EDINBORO, PA 16412 PHONE (814) 734-7303 FAX (814) 734-3907 E-MAIL glcc@greatcabinets.com
MATERIAL TYPE: CRS	
MATERIAL GAUGE: VARIES	
FINISH: BLACK POWDERCOAT	
DRAWN JL	DATE 8/7/2008
CHECKED & APP. WSS	DATE 8/7/2018

DWG NO: GL843048CL3PF	REV 4	SHEET: 2 OF 3
---------------------------------	-----------------	---------------



THIRD ANGLE PROJECTION

KNOCKOUT FOR OPTIONAL
550 CFM EXHAUST FAN,
110VAC, PART #7217-10

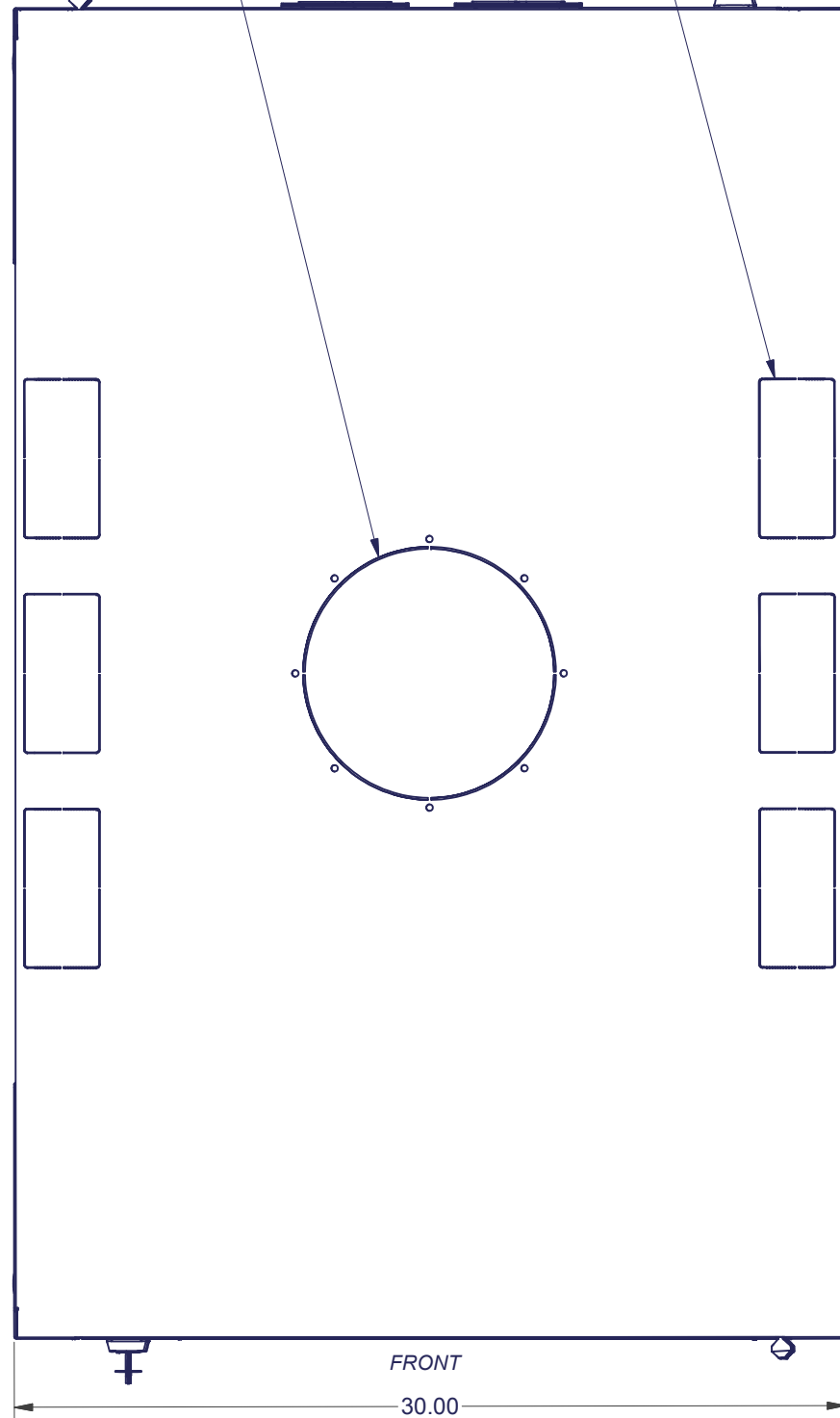
CABLE ACCESS
(6) KNOCKOUTS,
5.75 x 2.75" EACH

Ø0.687 ∇ HOLES
FOR ANCHORING

CABLE ACCESS
(6) KNOCKOUTS,
5.75 x 2.75" EACH

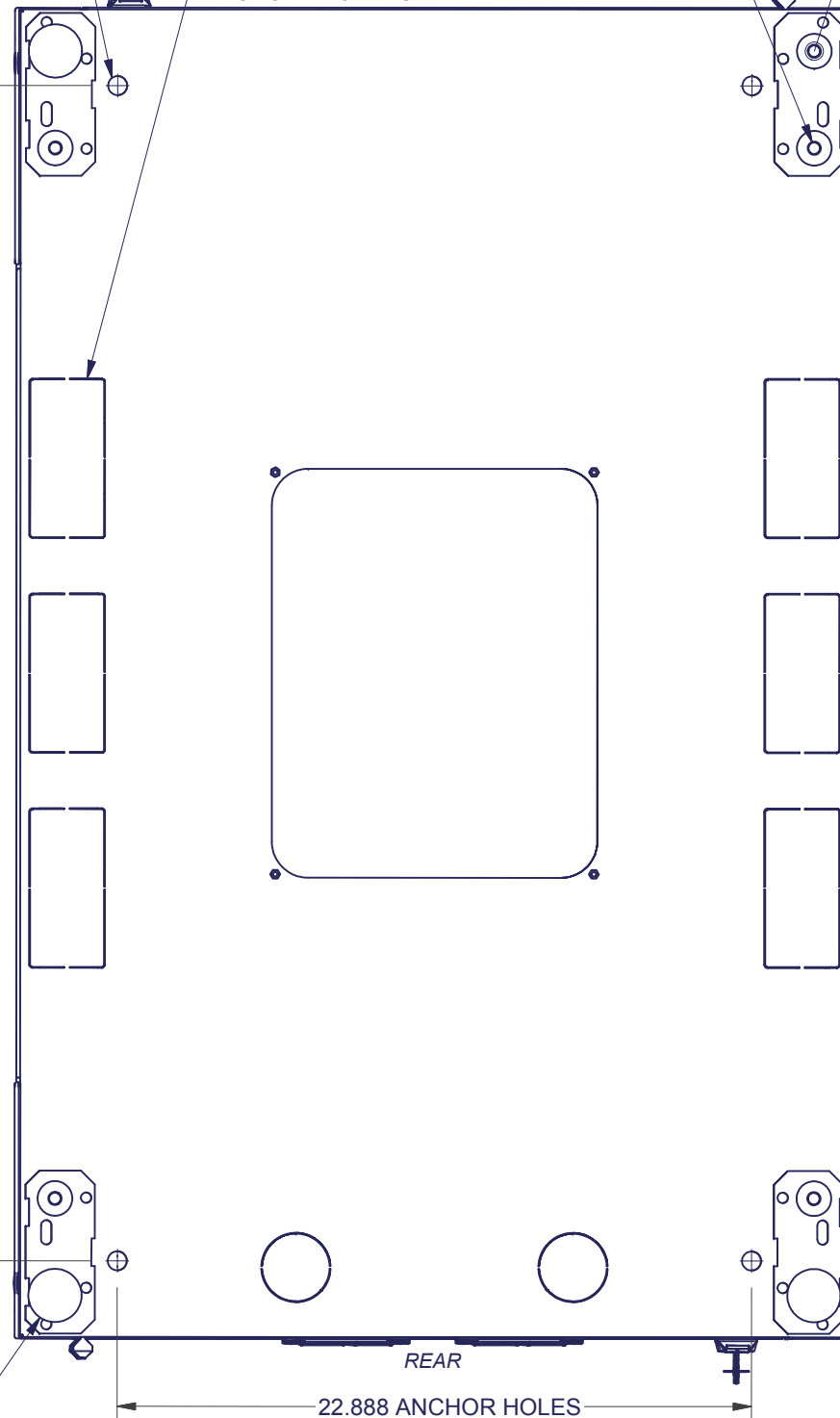
1/2-13UNC THREADED
HOLES FOR CASTORS

1/2-13UNC THREADED
HOLES FOR LEVELERS

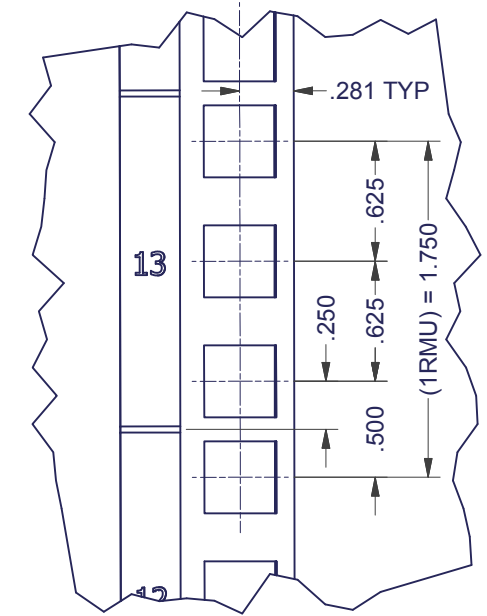


TOP VIEW

SEE TABLE
BELOW



BOTTOM VIEW



**DETAIL A
FROM SHEET 2**

LEVELERS INCLUDED
BUT NOT INSTALLED

ENCLOSURE ANCHOR HOLE SPACING	
PART NUMBER	ANCHOR DEPTH
GL8436CL3PF	30.4 IN
GL8442CL3PF	36.4 IN
GL8448CL3PF	42.4 IN

INTERPRET DRAWING PER ASME Y14.5M-1994
DIMENSIONAL LIMITS APPLY
AFTER APPLICATION OF FINISH
DRAWING NOT TO SCALE
TOLERANCE UNLESS OTHERWISE NOTED:
ANGULAR +/- .1°
.XXXX +/- .010
.XXX +/- .015
.XX +/- .030
.X FOR REF. ONLY

NOTICE:

Use of this document is subject to a confidentiality and nondisclosure agreement with Great Lakes Case & Cabinet Co., Inc. (GLCC) and may not be reproduced, disclosed or utilized in whole or in part without prior written authorization from GLCC.

PART NUMBER:
GL843048CL3PF
QTY PER UNIT: 1
MATERIAL TYPE:
CRS
MATERIAL GAUGE:
VARIES
FINISH: BLACK POWDERCOAT

TITLE
**84"H x 30"W x 48"D, THREE DOOR
CO-LOCATION CABINET**
GREAT LAKES CASE & CABINET CO., INC.
P.O. BOX 551 EDINBORO, PA 16412
PHONE (814) 734-7303 FAX (814) 734-3907
E-MAIL glcc@greatcabinets.com

THIRD ANGLE
PROJECTION

UNLESS OTHERWISE SPECIFIED
ALL DIMENSIONS ARE IN INCHES

DRAWN: JL DATE: 8/7/2008
CHECKED & APP. DATE: 8/7/2008
WSS

DWG NO: **GL843048CL3PF** REV: 4 SHEET: 3 OF 3