























































Invest in Solid Engineering

NEMA

AMP	VOLT	STRAIGHT-BLADE PLUG	STRAIGHT-BLADE RECEPTACLE	AMP	VOLT	STRAIGHT-BLADE PLUG	STRAIGHT-BLADE RECEPTACLE
15	125	5-15P 	5-15R 	20	250	6-20P 	6-20R 
20	125	5-20P 	5-20R 				
AMP	VOLT	TWIST-LOCK PLUG	TWIST-LOCK RECEPTACLE	AMP	VOLT	TWIST-LOCK PLUG	TWIST-LOCK RECEPTACLE
15	125	L5-15P 	L5-15R 	20	120/208 x 3~ WYE	L21-20P 	L21-20R 
20	125	L5-20P 	L5-20R 	20	230/400 x 3~ WYE	L22-20P 	L22-20R 
30	125	L5-30P 	L5-30R 	30	120/208 x 3~ WYE	L21-30P 	L21-30R 
20	250	L6-20P 	L6-20R 	30	230/400 x 3~ WYE	L22-30P 	L22-30R 
30	250	L6-30P 	L6-30R 	30	250 x 3~ DELTA	L15-30P 	L15-30R 
20	125/250	L14-20P 	L14-20R 	AMP	VOLT	CALIFORNIA STYLE	
30	125/250	L14-30P 	L14-30R 	50	250	2P, 3W 	2P, 3W 
				50	250 x 3~ DELTA	3P, 4W 	3P, 4W 

NEMA

IEC

AMP	VOLT	POWER INLET	POWER RECEPTACLE	AMP	VOLT	POWER INLET	POWER RECEPTACLE
15/10*	125 or 250	C-14 	C-13 	20/16*	125 or 250	C-20 	C-19 
AMP	VOLT	PIN & SLEEVE		AMP	VOLT	PIN & SLEEVE	
20/16*	250/230*	2P, 3W 	2P, 3W 	60/63*	250/230*	2P, 3W 	2P, 3W 
20	250	3P, 4W 	3P, 4W 	60	250	3P, 4W 	3P, 4W 
30/32*	250/320*	2P, 3W 	2P, 3W 	20/16*	230/400* x 3~ WYE	4P, 5W 	4P, 5W 
30	250	3P, 4W 	3P, 4W 	30/32*	230/400* x 3~ WYE	4P, 5W 	4P, 5W 

IEC

*Rating for CE products