


GL7202 PDU

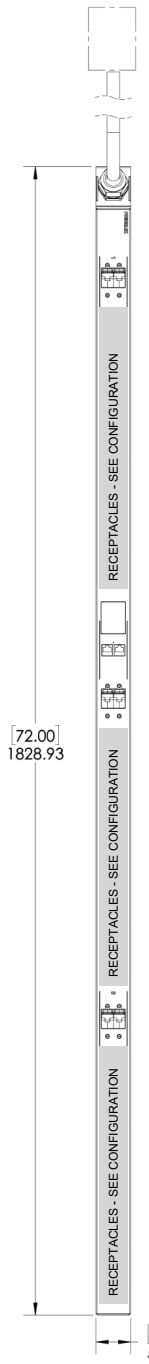


BASIC RACK PDU SPECIFICATION

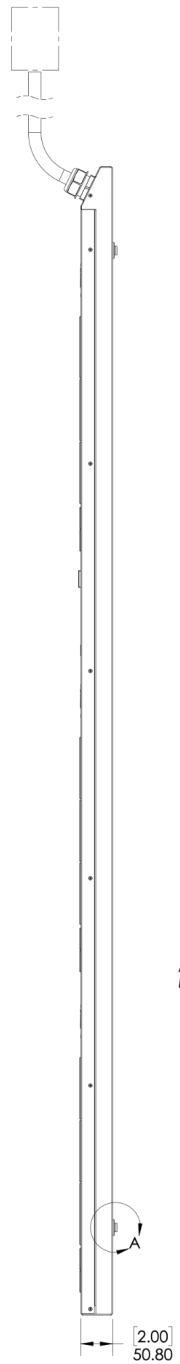
Over Current Protection	20A magnetic breakers on 30A models
Power Whip	20A: 12AWG 3 or 5 wire & 30A: 10AWG 3 or 5 wire
Operating Temperature	Full nameplate continuous operation: 0-50°C (32-122°F)
Rack PDU Type	Vertical rack-mount
Toolless Mounting	61.2" (12.25 spacing standard); 59.05" mounting option available on rack PDU
USA Assembly	Yes, with local and off-shore sourced components
Product Warranty	3 year from date of shipment, repair or replace
Certification/ Agency Approvals	TUV Certified to UL/CSA 60950-1 with NOM Addendum for Mexico, FCC Part 15 Class A Conformance, RoHS Compliant
Operating Environment	0-50°C (32-122°F), 5-95% Relative Humidity, 0-10,000 ft. (0-3000 meters) Elevation
Storage Environment	-25-65°C (32-122°F), 5-95% Relative Humidity, 0-10,000 ft. (0-3000 meters) Elevation
Chassis Dimensions	72"L x 2.18"W x 2.0"D
Package Dimensions	84"L x 22"W x 5"D (4-Pack); 84"L x 11"W x 5"D (2-Pack); 84"L x 7"W x 5"D (1-Pack)
Rack PDU Weight	15 lbs. (Actual weight varies slightly based on configuration)
Packaged Weight	17 lbs. (1 unit - actual weight varies slightly based on configuration)

POWERLOK CONFIGURATION: GL7202


Power	30A, 120/208V, 3PH, 8.6 kW
Unit Length	72"
Plug Type	NEMA L21-30P
Whip Length	10'
Receptacles	36-C13 & 6-C19
120V Tech Power (5-15R Outlet)	None
Cordlok	None
Monitoring	None
Color	Carbon



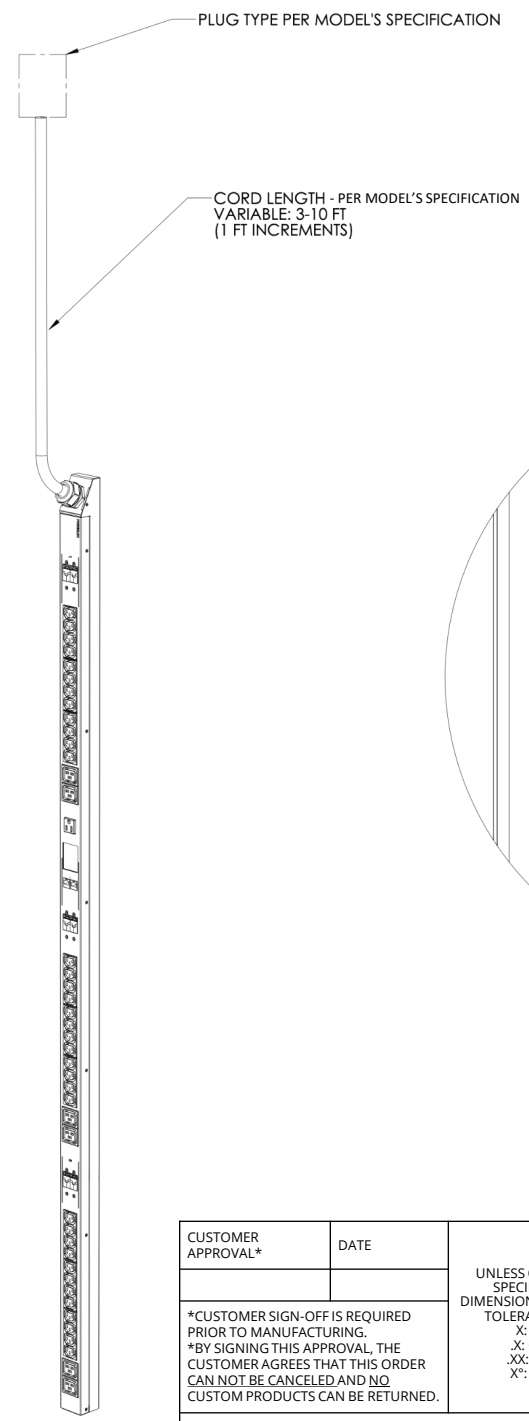
TOP VIEW



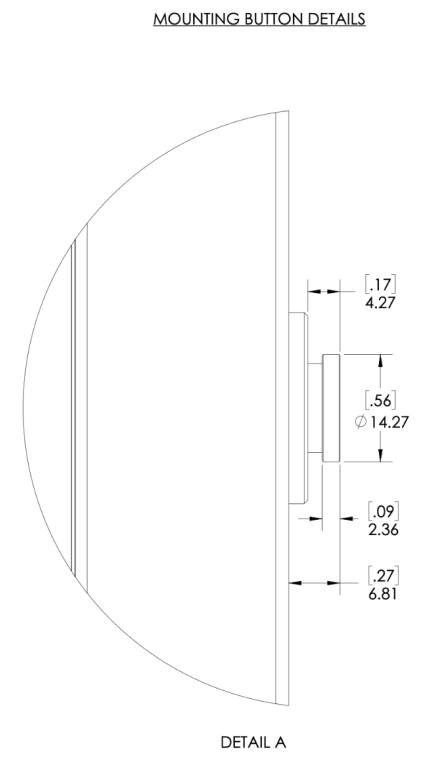
SIDE VIEW



BOTTOM VIEW



ISOMETRIC VIEW



POWERLOK
by GREAT LAKES

CUSTOMER APPROVAL*	DATE	UNLESS OTHERWISE SPECIFIED, ALL DIMENSIONS IN MM AND TOLERANCES ARE X: +/- .5 .X: +/- .25 .XX: +/- .13 X°: +/- .5°	TITLE: 7202 BASIC RACK PDU SPEC
*CUSTOMER SIGN-OFF IS REQUIRED PRIOR TO MANUFACTURING. *BY SIGNING THIS APPROVAL, THE CUSTOMER AGREES THAT THIS ORDER CAN NOT BE CANCELED AND NO CUSTOM PRODUCTS CAN BE RETURNED.			GREAT LAKES DATA RACKS & CABINETS P.O. BOX 551 EDINBORO, PA 16412 PHONE (814) 734-7303 FAX (814) 734-3907 E-MAIL INFO@GREATCABINETS.COM
		DWG NO: GL7202	SHEET 1 OF 1

NOTICE:
USE OF THIS DOCUMENT IS SUBJECT TO A CONFIDENTIALITY AND NONDISCLOSURE AGREEMENT WITH GREAT LAKES DATA RACKS & CABINETS AND MAY NOT BE REPRODUCED, DISCLOSED OR UTILIZED IN WHOLE OR IN PART WITHOUT PRIOR WRITTEN AUTHORIZATION FROM GREAT LAKES.