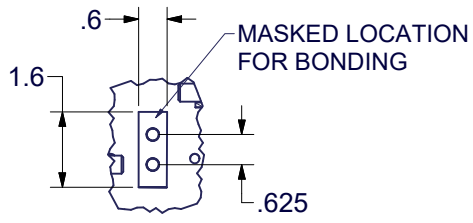
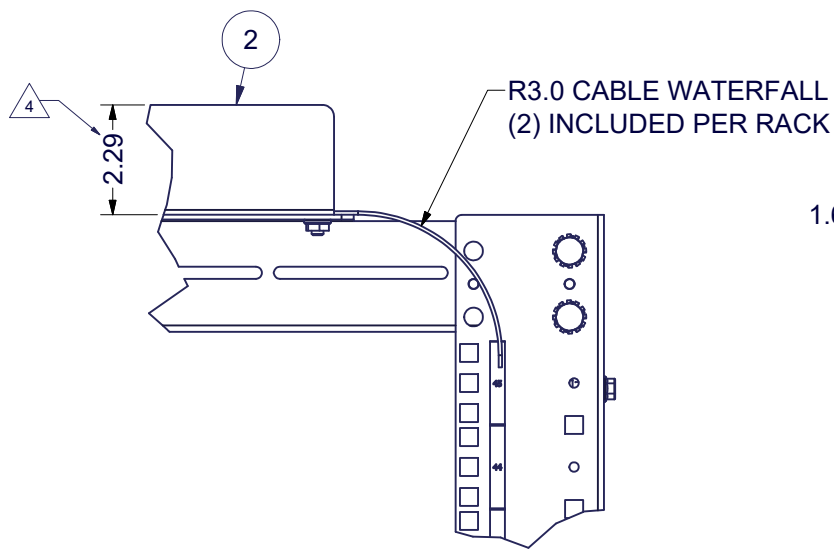


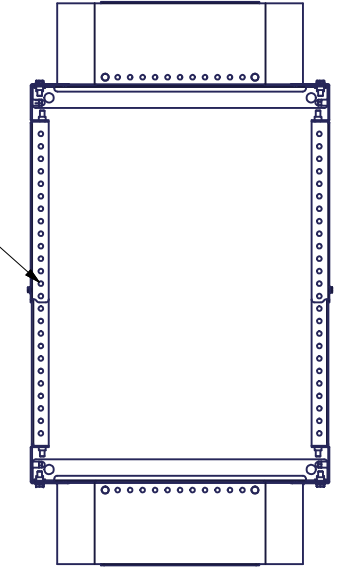

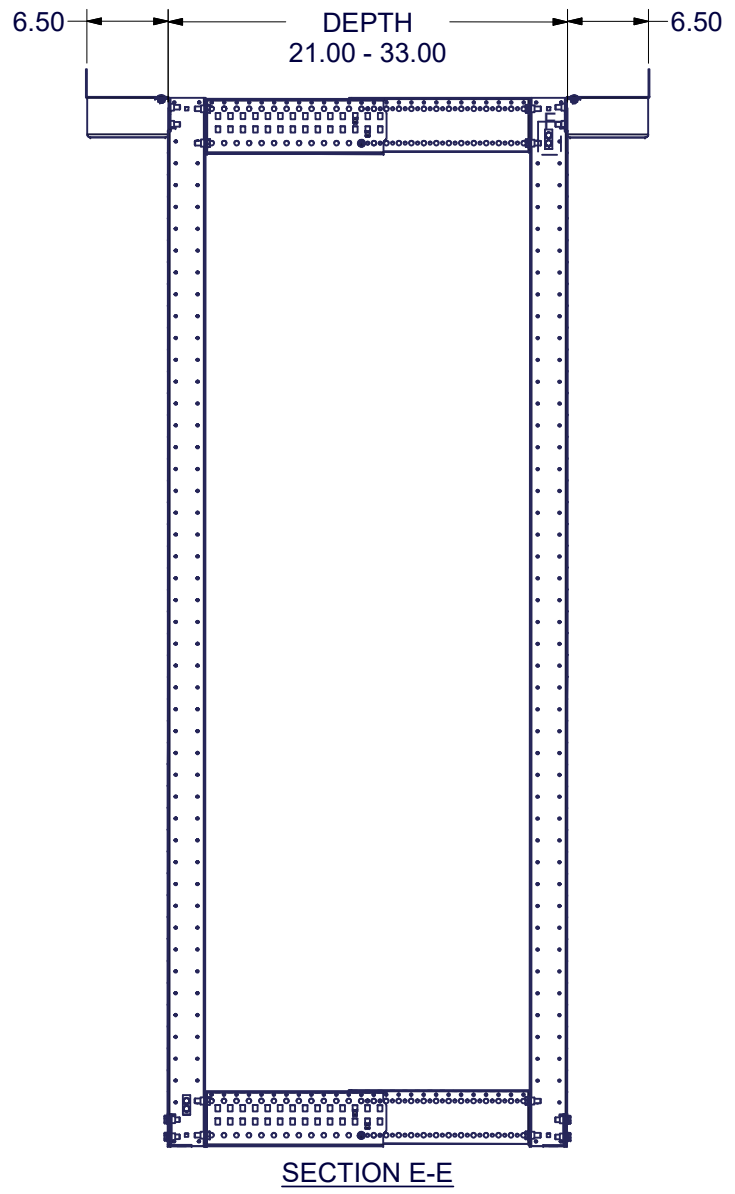
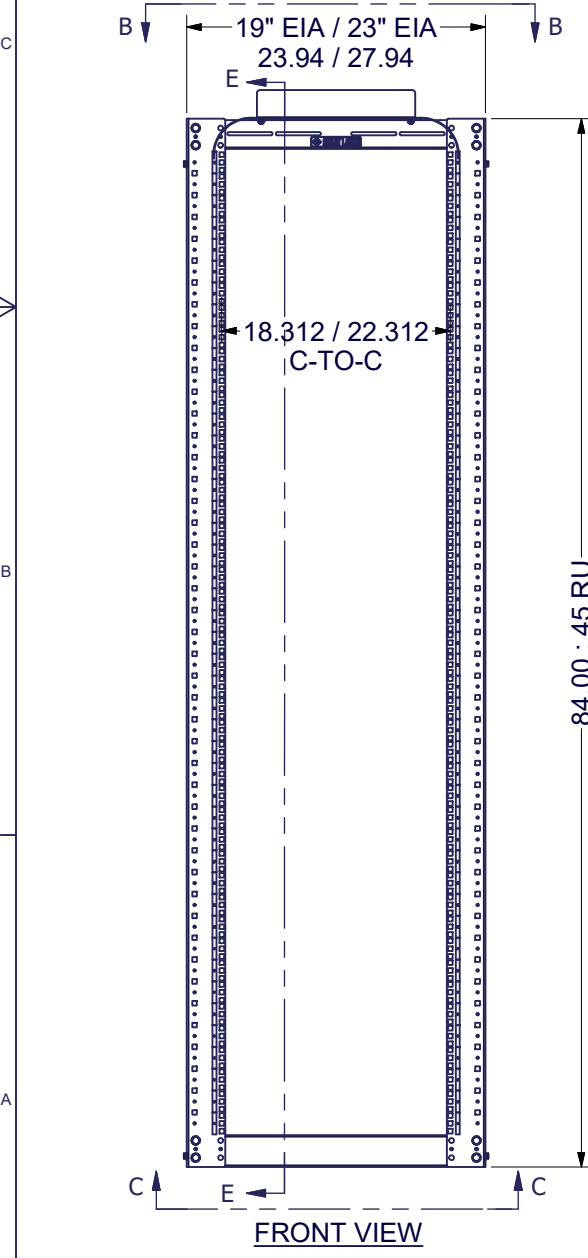
REVISION HISTORY		
REV	DATE	APPROVED
0	2/13/20	CND
1	3/16/20	CND
2	5/6/20	CND
3	5/28/20	CND
4	10/2/20	CND
5	12/3/20	CND

SEE CHART FOR DIMENSIONS : SHIPS FLAT UNASSEMBLED
SEE CHART FOR RACK SPACES : 19" EIA 310-E COMPLIANT
RAILS RATED AT : 2500 lbs.
CERTIFICATIONS: UL 2416 STANDARD FOR IT & COMMUNICATIONS
 EQUIPMENT ENCLOSURES
COLOR : DURABLE TEXTURED POWDER COATING
BOLT TOGETHER CONSTRUCTION :
 VERTICAL RAILS, #12 GA. C.R.S.
 BOTTOM HORIZONTAL FEET, #12 GA. C.R.S.
 TOP HORIZONTAL SUPPORT, #12 GA. C.R.S.
 VARIABLE DEPTH SUPPORTS, #14 & #12 GA. C.R.S.
 (32) 3/8-16 x 1" LG ASSEMBLY BOLTS
OPTIONAL CONFIGURATION:
DEPTH : RACK CAN BE ASSEMBLED AT DEPTHS RANGING
 FROM 21.00" TO 33.00", AT 1" INCREMENTS
WIDTH : RACK CAN BE ASSEMBLED
 FOR 19" OR 23" EIA EQUIPMENT
INCLUDED: ALL PARTS LISTED ON BOM ARE INCLUDED IN VRX45U-2132-M6-HL
OPTIONAL PARTS: CM-25 KIT OF (10) PLASTIC 1/4 TURN "D" RING, 1.75" x 3.5"
 VPCB1 VERTICAL POWER CABLE BAR, TYP (2) PER FRAME

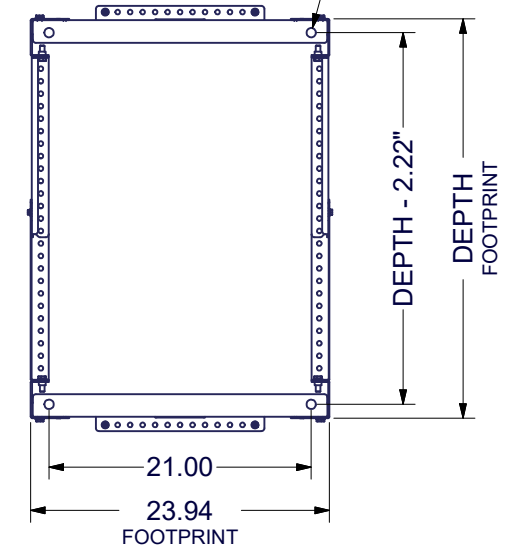
INCLUDED IN VRX-45U-2132-M6-HL				
ITEM	PART NUMBER	QTY	DESCRIPTION	
1	VRX45U2132M6X100	1	4 POST VARIABLE DEPTH RACK, 45 RMU, CAGE NUT, 21-32" DEEP, 19/23 WIDE EIA	
2	VRXCMU-HL	1	(2) TOP CABLE WATERFALLS FOR VRX RACKS	
4	GECLB62A	1	2 HOLE LONG BARREL LUG 1/4 x 5/8 OC GROUND LUG - UNTERMINATED *SHIPS INSTALLED	
5	HDW-105-50	1	PACKAGE OF 50 M6 CAGE NUTS WITH 12MM, M6 SCREWS	



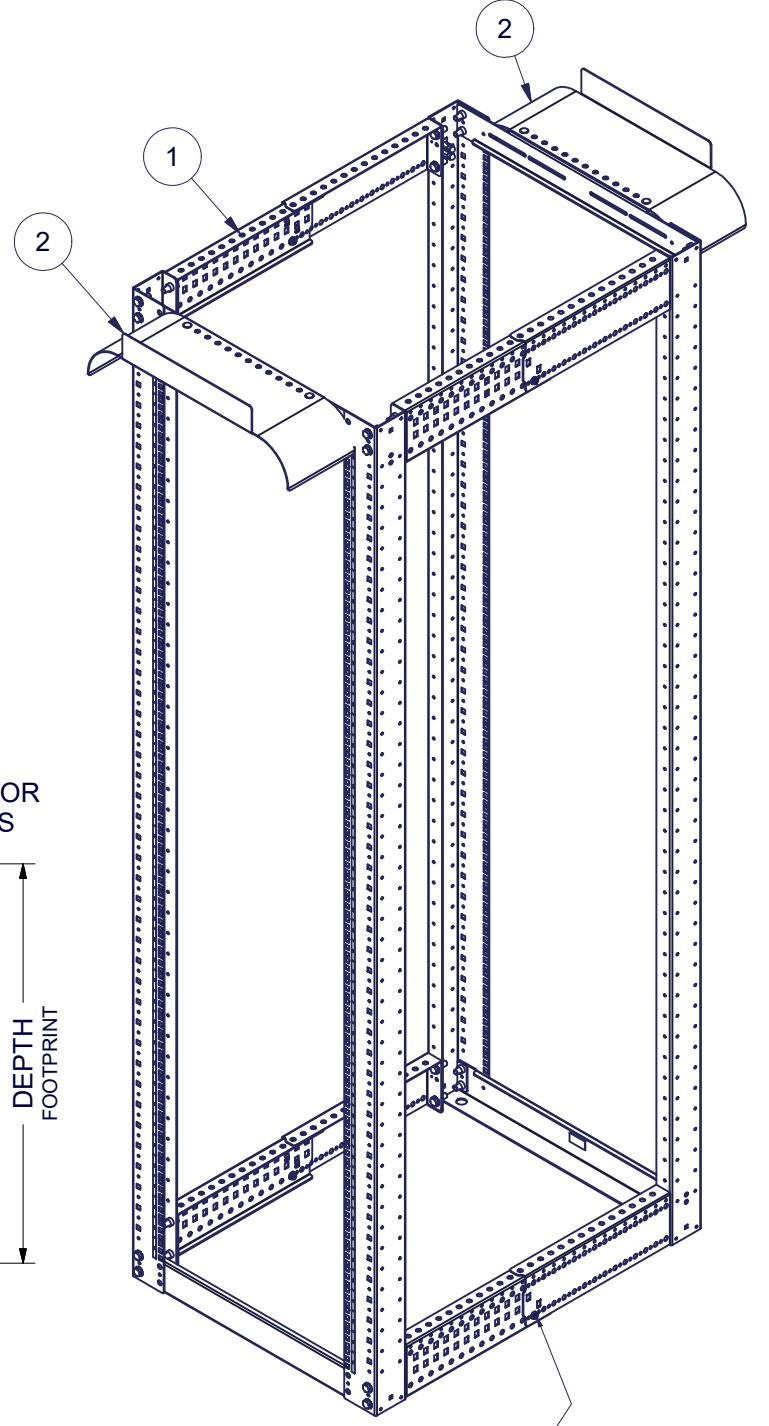
Ø.375 TYP OVERHEAD
 CABLE MANAGMENT
 HOLES, SPACED AT
 1" INCREMENTS



VIEW B-B
 TOP VIEW



VIEW C-C
 TOP WATERFALLS NOT SHOWN



1/4-20 STEEL BOLTS AND NUTS
 "LOCK" DEPTH HOOKS INTO PLACE

EST. WEIGHT :
 99.3lb

INTERPRET DRAWING PER ASME Y14.5M-1994
 DIMENSIONAL LIMITS APPLY
 AFTER APPLICATION OF FINISH
 DRAWING NOT TO SCALE
 TOLERANCE UNLESS OTHERWISE NOTED:
 ANGULAR +/- .1"
 .XXXX +/- .010
 .XXX +/- .015
 .XX +/- .030
 X FOR REF. ONLY
 UNLESS OTHERWISE SPECIFIED
 ALL DIMENSIONS ARE IN INCHES

NOTICE:
 Use of this document is subject to a confidentiality and nondisclosure agreement with Great Lakes Case & Cabinet Co., Inc. (GLCC) and may not be reproduced, disclosed or utilized in whole or in part without prior written authorization from GLCC.

PART NUMBER:
 VRX45U-2132-M6-HL
 MATERIAL TYPE:
 SEE NOTES
 MATERIAL GAUGE:
 FINISH:
 POWDER
 DRAWN
 CAIUSD
 CHECKED & APP.
 CND

TITLE
 HIGHLANDER 4 POST VRX VARIABLE DEPTH RACK, 45 RMU, CAGE NUT, 21-32" DEEP, 19/23 WIDE EIA ASSEMBLY
 GREAT LAKES CASE & CABINET CO., INC.
 P.O. BOX 551 EDINBORO, PA 16412
 PHONE (814) 734-7303 FAX (814) 734-3907
 E-MAIL glcc@greatcabinets.com
 DWG NO:
 1031565-HL
 REV
 5
 SHEET: 1 OF 1